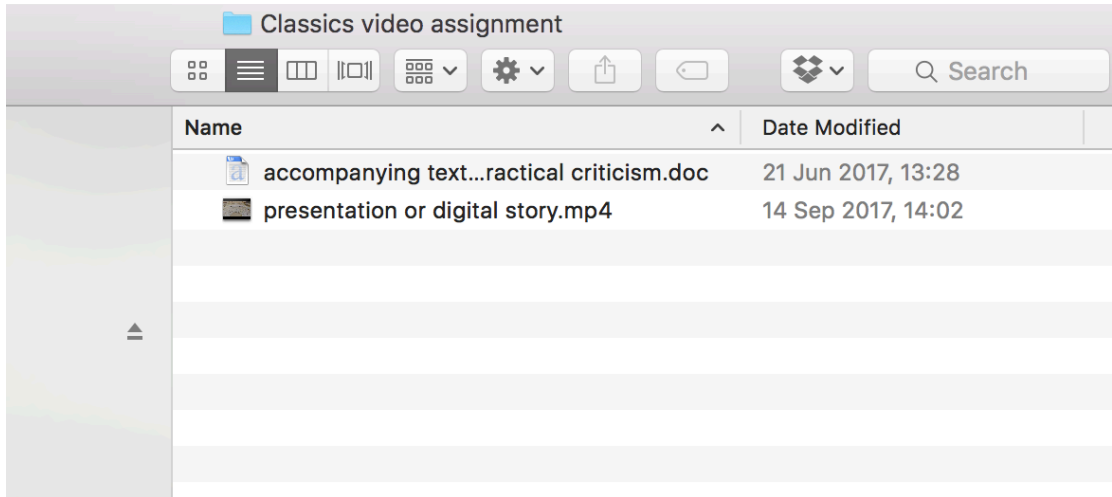


## SUBMISSION OF A VIDEO WITH AN ESSAY/PRACTICAL CRITICISM ON TABULA – A PRACTICAL GUIDE!

- 1.) Make sure your video AND your additional word document (bibliographic commentary, or practical criticism + transcript) are saved in a single folder. No other files should be in this folder. Make sure your video is .mp4.



- 2.) Go to Tabula,  
<https://www2.warwick.ac.uk/fac/arts/classics/students/esubmission/>

Find the relevant assignment, and click ‘Submit Assignment’.

▼ Awaiting submission

Details	Progress	Actions
<b>ARC102</b> // Architectural Design 1 <a href="#">Roman Laughter Assessment Term 2</a>	<div style="display: flex; align-items: center;"><span>✓</span><div style="width: 50%; height: 10px; background-color: green; margin-left: 5px;"></div><span>○</span></div> <p><b>Not submitted</b> Assignment due: 12:00 Sat 30<sup>th</sup> September 2017 - 10 days</p>	<div style="display: flex; flex-direction: column; gap: 10px;"><div style="background-color: #2c4e64; color: white; padding: 5px 15px; border-radius: 3px;">Submit assignment</div><div style="border: 1px solid #ccc; padding: 5px 15px; border-radius: 3px; background-color: #f0f0f0;">Request extension</div></div>

- 3.) Click on the browse button to upload your files.

**University ID**  
5200001

**Assignment information**  
Assignment due: 12:00 Sat 30<sup>th</sup> September 2017 - 10 days. [Request an extension](#)

You can submit to this assignment multiple times up to the deadline. Only the latest submission of your work will be accepted, and you will not be able to change this once the deadline has passed.

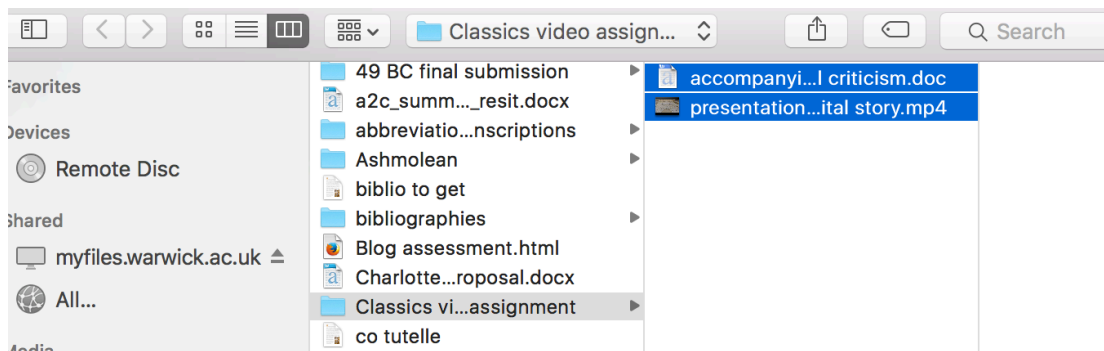
You can submit once only to this assignment after the deadline, but your mark may be affected.

**Note**

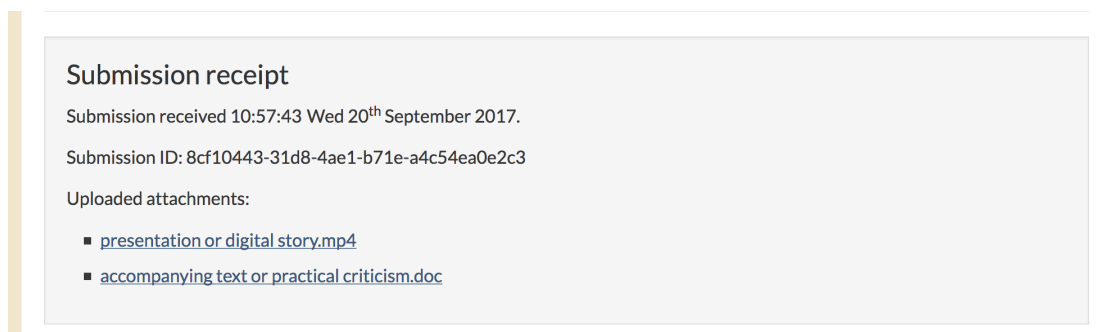
**Assignment file(s)**  
[Browse...](#) No files selected.

Up to 2 attachments allowed. You can upload multiple files at once. They need to be in the same folder on your computer for you to be able to select them all. To select multiple files at once hold down the Ctrl key and click on each file.

- 4.) **BOTH FILES MUST BE SELECTED AT ONCE.** Go to the folder with your files in it, and click “Control” and “A”. Alternatively hold down the control button as you select each file. **BOTH** files need to be selected.



- 5.) Click ‘Submit’. **NB for large video files it might take several minutes to upload to the system. DO NOT leave it to the last minute to upload a video file.** Make sure both files are listed on your submission receipt.



- 7.) Enjoy the feeling of having submitted your assignment! ;-)