

Tues, Feb 4

We're proving Thm: X hyperbolic \Rightarrow quasi-geodesics stay a uniformly bounded distance from geodesics

Thm $x, y \in X$, α a (λ, C) -quasi-geodesic joining x and y , γ a geodesic joining x to y

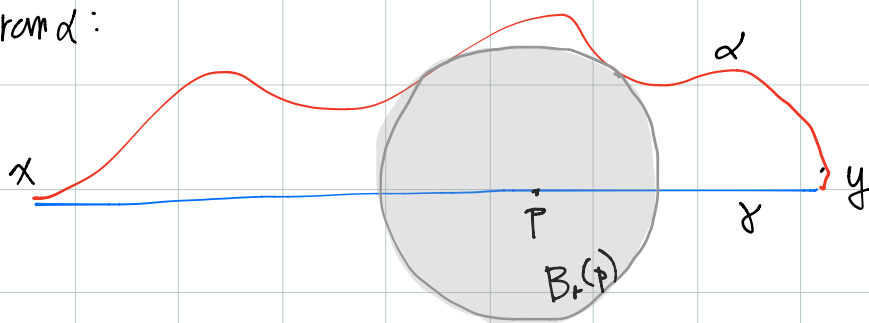
Thm $\exists D = D(\lambda, C, \delta)$ st

$$\alpha \subseteq N_D(\gamma) \text{ and } \gamma \subseteq N_D(\alpha)$$

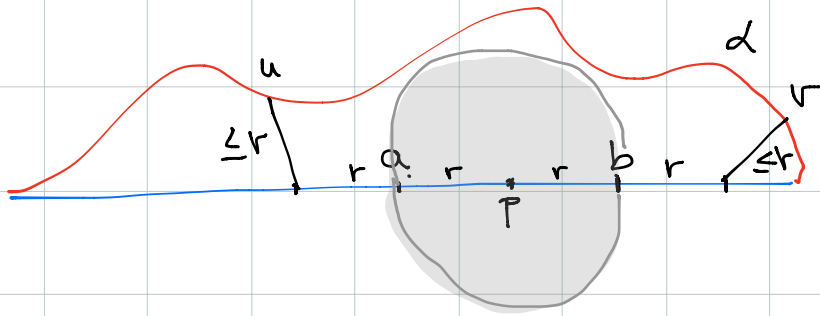
First consider the case f is continuous (then show how to get around it)

$\gamma \in N_D(\alpha)$: Find $p \in \gamma$ with maximal ball $B_r(p)$ disjoint

from α :



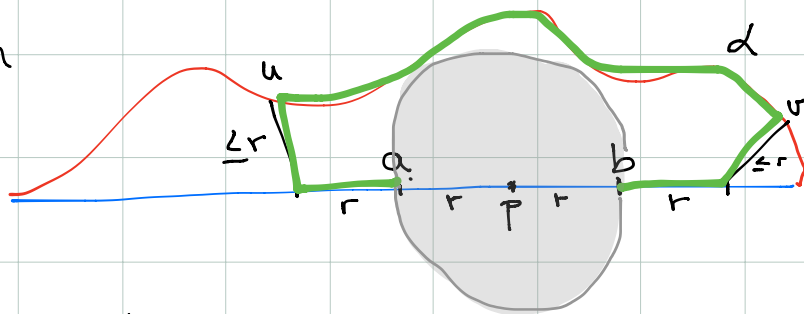
Now go out $2r$ from p in each direction, and find $u, v \in \alpha$ at distance $\leq r$ from those points:



Then $d(u, v) \leq 6r$, so length of segment of α from u to v is $\leq \lambda' \cdot 6r + C'$

(This needs to be justified - λ' and C' depend on λ, C)

The green path:

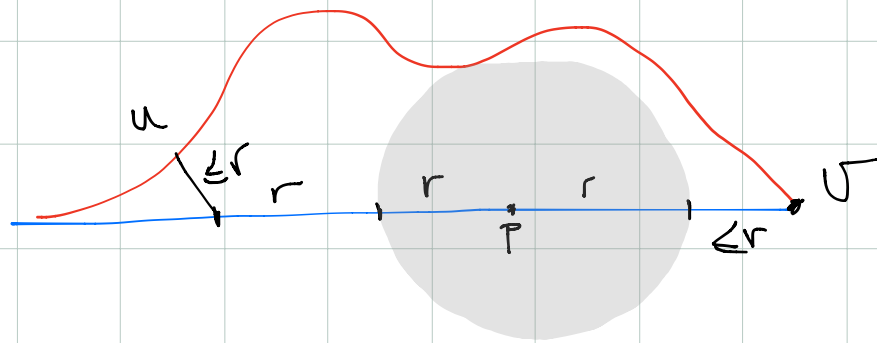


stays outside $B_r(p)$.

Remark :

why did I go out $2r$ from p ? I needed the geodesic to u to stay outside $B_r(p)$, which it does by the Δ inequality.

If there is not $2r$ available, this is not a problem: I don't need the extra geodesic segments:



Now back to the proof.

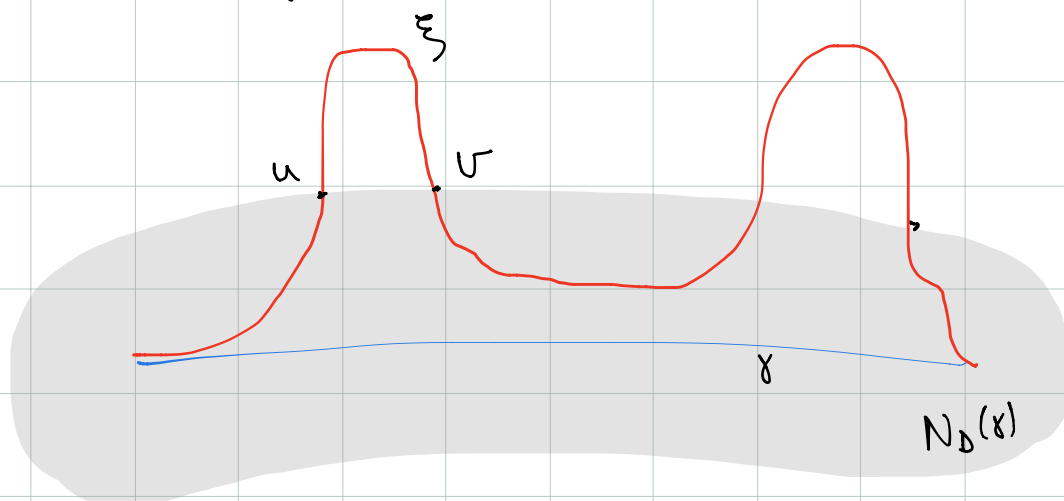
We have a path of length $\leq 4r + b\lambda r + C'$ from a to b
which stays outside $B_r(p)$

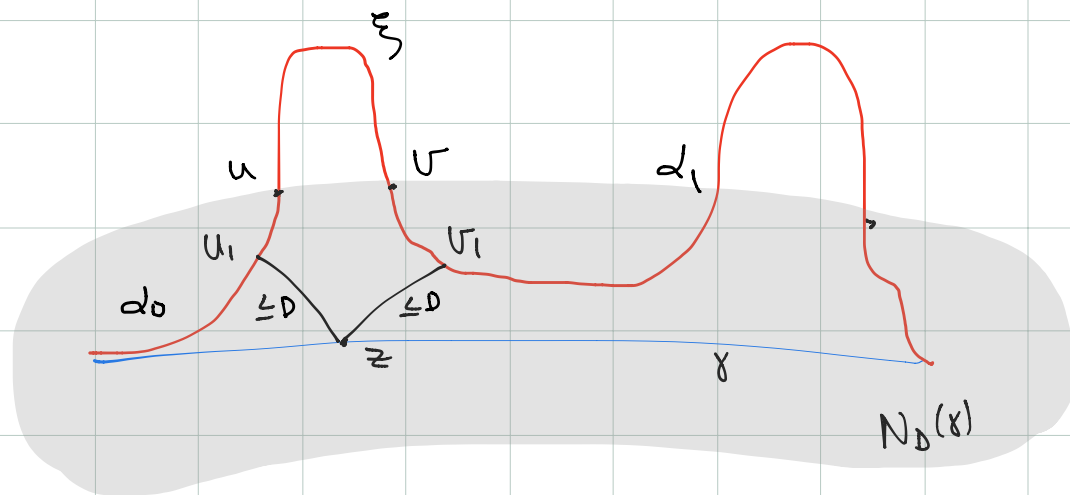
But for r large, any such path must have length
 $> K e^{\mu r}$ for some K, μ depending only on δ

So we get $4r + b\lambda r + C' \geq K e^{\mu r}$. Since exponential
functions grow faster than linear ones, this puts an upper bound.

D on r , depending only on λ, C and δ ✓

$\alpha \in N_D(x)$ Suppose not. Let u and v be
endpoints of an interval ξ that leaves $N_D(x)$





We have $\gamma \subseteq N_D(\alpha)$, so starting from the left and moving right we can find z as in the picture: at distance $\leq D$ from both α_0 and α_1

$$d(u_i, v_i) \leq 2D \Rightarrow d_\alpha(u_i, v_i) \leq \lambda' 2D + C'$$

$$\Rightarrow \text{length of } \xi \text{ is } \leq \lambda' 2D + C'$$

$$\Rightarrow \text{every point of } \xi \text{ is within } D + \lambda' D + \frac{C'}{2}$$

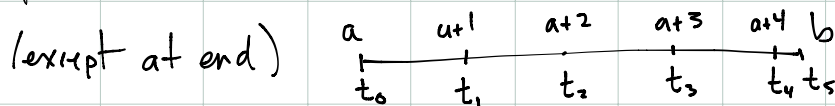
from a point of γ . So replace D by

$$D' = D + \lambda' D + \frac{C'}{2}.$$

Lemma: Suppose α is a (λ, C) -quasigeodesic $\alpha: [a, b] \rightarrow X$. Then there is a continuous $(\lambda, 2(\lambda+C))$ -quasigeodesic $\beta: [a, b] \rightarrow X$ st.

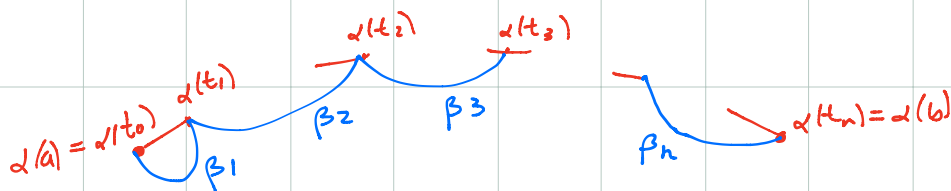
1. $\alpha \subseteq N_{\lambda+C}(\beta)$ and $\beta \subseteq N_{\lambda+C}(\alpha)$
2. $d(\alpha(t), \beta(t)) \leq \lambda + C$
3. $l_{\beta}(\beta(s), \beta(t)) \leq \lambda' d(\beta(s), \beta(t)) + C'$
where λ', C' depend on λ, C

Proof: Divide $[a, b]$ into n pieces each of size l



$a = t_0, t_1, \dots, t_n = b$, then connect $\alpha(t_{i-1})$ to $\alpha(t_i)$

by a reparameterized geodesic segment β_i :



reparametrize linearly on each $[t_{i-1}, t_i]$ so that
 $\beta_i(0) = \alpha(t_{i-1})$ and $\beta_i(1) = \alpha(t_i)$.

The concatenation of the β_i is a continuous path with
 $\beta(t_i) = \alpha(t_i)$ for all i .

Since each segment β_i has length $\leq \lambda + C$,
we get $\beta \in N_{\lambda+C}(\alpha)$ and since α is a $(\lambda-C)$ -quasigeodesic
we get $\alpha \in N_{\lambda+C}(\beta)$.

Claim β is a $(\lambda, 2(\lambda+C))$ -quasigeodesic

