

- Introduction
- Definition of the model
- Characterizing the asymptotic pattern
- The asymptotic pattern on the F-lattice
  - Robustness of the pattern
  - Growth near a line sink
- Discrete Quadratic Approximants
- Summary and Future directions

# Patterns Formed by Growing Sandpiles

Deepak Dhar

Tata Institute of Fundamental Research  
Mumbai, INDIA

Workshop on Nonequilibrium Dynamics,  
Univ. of Warwick, Jan. 11-13, 2010

- Introduction
- Definition of the model
- Characterizing the asymptotic pattern
- The asymptotic pattern on the F-lattice
  - Robustness of the pattern
  - Growth near a line sink
- Discrete Quadratic Approximants
- Summary and Future directions

Work done with

S. Ostojic (2002)

S. B. Singha

S. Chandra

Tridib Sadhu

## Introduction

- Definition of the model
- Characterizing the asymptotic pattern
- The asymptotic pattern on the F-lattice
  - Robustness of the pattern
  - Growth near a line sink
- Discrete Quadratic Approximants
- Summary and Future directions

- Proportionate growth
- Pattern formation
- Discrete analytic functions and discrete approximants

# Outline

## Introduction

Proportionate growth

Pattern formation

Discrete analytic functions and discrete approximants

Definition of the model

Characterizing the asymptotic pattern

The asymptotic pattern on the F-lattice

An electrostatic formulation

Quantitative characterizations

Robustness of the pattern

Growth near a line sink

Discrete Quadratic Approximants

Summary and Future directions

## Proportionate Growth

- ▶ Animals grow in size, with different parts of body growing at roughly same rate.
- ▶ Proportionate growth requires regulation, and/or communication between different parts.
- ▶ Same food becomes different tissues in different parts of the body.
- ▶ Most existing models of growth in physics literature do not have this.  
DLA, Eden growth, KPZ growth, Invasion percolation ..
- ▶ Mechanism in our model not same as in biology


## Introduction

- Definition of the model
- Characterizing the asymptotic pattern
- The asymptotic pattern on the F-lattice
- Robustness of the pattern
- Growth near a line sink
- Discrete Quadratic Approximants
- Summary and Future directions

## Proportionate growth

- Pattern formation
- Discrete analytic functions and discrete approximants

## Proportionate Growth



Animals grow in size, with different parts of the body growing roughly at same rate.

## Proportionate growth.




Figure: (a)  $N = 4 \times 10^4$  (b)  $N = 2 \times 10^5$  (c)  $N = 4 \times 10^5$

$$\text{Diameter} \sim \sqrt{N}.$$

## Introduction

- Definition of the model
- Characterizing the asymptotic pattern
- The asymptotic pattern on the F-lattice
- Robustness of the pattern
- Growth near a line sink
- Discrete Quadratic Approximants
- Summary and Future directions


Proportionate growth

## Pattern formation

Discrete analytic functions and discrete approximants

## Pattern formation in growing sandpiles

### Complex patterns in nature



**Spots**



**Maze**



**Stripes**



**Spirals**

## Pattern formation

- ▶ Growing sandpiles give rise to beautiful complex patterns from simple local evolution rules
- ▶ Complete characterization of the asymptotic pattern in some cases
- ▶ Extra symmetry and robustness
- ▶ Effect of perturbations like boundaries





## Introduction

- Definition of the model
- Characterizing the asymptotic pattern
- The asymptotic pattern on the F-lattice
- Robustness of the pattern
- Growth near a line sink
- Discrete Quadratic Approximants
- Summary and Future directions

Proportionate growth

## Pattern formation

Discrete analytic functions and discrete approximants



**Figure:** Patterns produced by adding 400000 particles at the origin, on a square lattice ASM, with initial state (a) all 0 (b) all 2.

Color code 0, 1, 2, 3 = R,B,G,Y

## Discrete analytic functions and discrete approximants

Exact characterization of the pattern involves some interesting mathematics

Not fully understood.

- ▶ Solution of discrete Cauchy-Riemann equations on a graph.
- ▶ Eigenfunctions of the laplacian on discretized Riemann surface of many sheets
- ▶ A variational formulation using discrete piece-wise quadratic approximants?

Introduction

**Definition of the model**

Characterizing the asymptotic pattern

The asymptotic pattern on the F-lattice

Robustness of the pattern

Growth near a line sink

Discrete Quadratic Approximants

Summary and Future directions

# Outline

Introduction

Proportionate growth

Pattern formation

Discrete analytic functions and discrete approximants

**Definition of the model**

Characterizing the asymptotic pattern

The asymptotic pattern on the F-lattice

An electrostatic formulation

Quantitative characterizations

Robustness of the pattern

Growth near a line sink

Discrete Quadratic Approximants

Summary and Future directions

## Patterns formed by Growing Sandpiles

### Definition of Abelian sandpiles

Non-negative integer height  $z_i$  at sites  $i$  of a lattice

Add rule:  $z_i \rightarrow z_i + 1$

Relaxation rule : if  $z_i > z_c$ , topple, and move one grain to each neighbor.

Complex patterns in sandpile models.

Rule for forming patterns:

Add  $N$  particles at one site, and relax.

Deterministic patterns.

This is what we study here.

- Introduction
- Definition of the model
- Characterizing the asymptotic pattern**
- The asymptotic pattern on the F-lattice
- Robustness of the pattern
- Growth near a line sink
- Discrete Quadratic Approximants
- Summary and Future directions

# Outline

Introduction

Proportionate growth

Pattern formation

Discrete analytic functions and discrete approximants

Definition of the model

**Characterizing the asymptotic pattern**

The asymptotic pattern on the F-lattice

An electrostatic formulation

Quantitative characterizations

Robustness of the pattern

Growth near a line sink

Discrete Quadratic Approximants

Summary and Future directions

## Characterizing the asymptotic pattern

How do we characterize a complex pattern like this?

- ▶ A pixel by pixel description
- ▶ list of all patches and colors
- ▶ the rule for generating the pattern **without doing topplings**
- ▶ A Variational formulation?

The key observations S. Ostojic (2003).

- ▶ Diameter  $\sim \sqrt{N}$
- ▶ Proportionate growth.
- ▶ Periodic height pattern in each patch. [ignoring Transients]
- ▶ Reduced coordinates  $\xi = x/\sqrt{N}, \eta = y/\sqrt{N}$   
coarse-grained density  $\rho(\xi, \eta)$  is constant within a patch.



- ▶ Define

$$\phi(\xi, \eta) = \lim_{N \rightarrow \infty} (1/N) [\# \text{ of topplings at } (\xi, \eta)]$$

Then,

$\phi$  is a quadratic function of  $\xi, \eta$  in each patch.

## Examples of periodic patterns in patches





Introduction  
Definition of the model  
Characterizing the asymptotic pattern  
**The asymptotic pattern on the F-lattice**  
Robustness of the pattern  
Growth near a line sink  
Discrete Quadratic Approximants  
Summary and Future directions

An electrostatic formulation  
Quantitative characterizations

# Outline

Introduction

Proportionate growth

Pattern formation

Discrete analytic functions and discrete approximants

Definition of the model

Characterizing the asymptotic pattern

**The asymptotic pattern on the F-lattice**

An electrostatic formulation

Quantitative characterizations

Robustness of the pattern

Growth near a line sink

Discrete Quadratic Approximants

Summary and Future directions

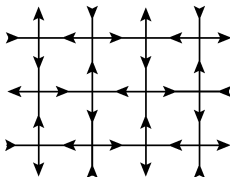
For the square lattice, the number of different patches is infinite, and not easy to characterize.

Other lattices, or backgrounds?

**The F-Lattice.**

Two arrows in and two out at each vertex.

Allowed stable ASM heights are 0 and 1.






Figure: Pattern produced by adding  $10^5$  particles at the origin, on the F-lattice with initially empty lattice.




Figure: Pattern produced by adding  $2 \times 10^5$  particles at the origin, on the F-lattice with initial background being checkerboard.

## Characterizing the pattern on the F-lattice

### Back-ground density $1/2$

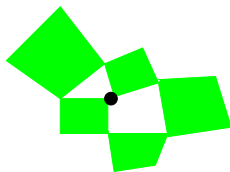
- ▶ Only two types of patches: densities  $1/2$  and  $1$ .
- ▶ All boundaries are straight lines: slopes  $0, \pm 1$ , or  $\infty$
- ▶ Each patch is 3- or 4- sided polygon

## An electrostatic formulation

We have  $\nabla\phi = +\overline{\delta z} - \delta(\xi, \eta)$

Positive point charge +1 at origin,  
negative charge of areal density 1

Can we distribute the negative charge in such a way that the net potential is piecewise-quadratic, and exactly zero far away?



The answer, presumably unique, is the observed pattern.

The exact characterization involves four steps:

- ▶ Labelling patches using two integers  $(m, n)$ . The adjacency graph is a discretized two-sheeted Riemann surface.
- ▶ Parameterize the potential in the  $(m, n)$  patch by

$$\phi_P(\xi, \eta) = \frac{1}{8}(m_P + 1)\xi^2 + \frac{1}{4}n_P\xi\eta + \frac{1}{8}(1 - m_P)\eta_P^2 + d_P\xi + e_P\eta + f_P$$

- ▶ Continuity of  $\phi$  and derivatives implies that  $d_{m,n}$  and  $e_{m,n}$  both satisfy the equation

$$\psi_{m+1,n+1} + \psi_{m+1,n-1} + \psi_{m-1,n+1} + \psi_{m-1,n-1} - 4\psi_{m,n} = 0,$$

- ▶ Solve equations numerically on a large grid, to get the exact boundaries of patches

Most easily seen by  $1/z^2$  transform of the picture.

Patches are assigned integer labels  $(m, n)$ .

Graph is bipartite. Patch is dense, if  $m + n = \text{odd}$ .



Introduction

Definition of the model

Characterizing the asymptotic pattern

**The asymptotic pattern on the F-lattice**

Robustness of the pattern

Growth near a line sink

Discrete Quadratic Approximants

Summary and Future directions

An electrostatic formulation

**Quantitative characterizations**


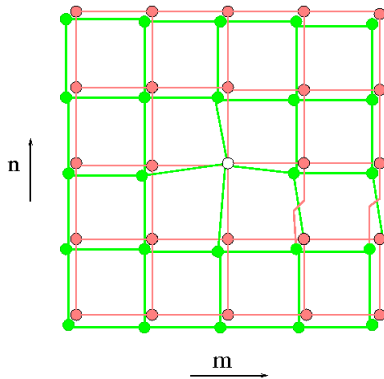
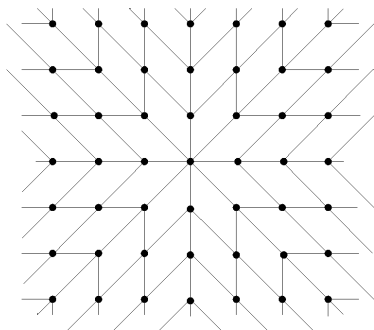


Figure:  $z' = 1/z^2$  transform of original figure.



**Figure:** (a) Adjacency graph of the pattern. (b) representation as a square lattice wedge of wedge angle  $4\pi$ .

- Introduction
- Definition of the model
- Characterizing the asymptotic pattern
- The asymptotic pattern on the F-lattice
- Robustness of the pattern**
- Growth near a line sink
- Discrete Quadratic Approximants
- Summary and Future directions

# Outline

Introduction

Proportionate growth

Pattern formation

Discrete analytic functions and discrete approximants

Definition of the model

Characterizing the asymptotic pattern

The asymptotic pattern on the F-lattice

An electrostatic formulation

Quantitative characterizations

**Robustness of the pattern**

Growth near a line sink

Discrete Quadratic Approximants

Summary and Future directions

The arguments only depend on the existence of only two types of patches, and straight line boundaries.

These can be found ( by trial and error) in other cases also.

Then the asymptotic pattern is **identical**.

Some examples:

Other backgrounds on the F- lattice [ e.g. alternate rows filled and empty]

F-lattice with density  $5/8$ .

Initially all sites  $(i, j)$  with  $i + j = 0(mod 2)$

or  $(i, j) = (0, 1)(mod 4)$  or  $(i, j) = (2, 3)(mod 4)$  occupied.

F-lattice with density  $1/2$  + small noise in the initial conditions

Manhattan lattice with density  $1/2$

- Introduction
- Definition of the model
- Characterizing the asymptotic pattern
- The asymptotic pattern on the F-lattice
  - Robustness of the pattern**
  - Growth near a line sink
- Discrete Quadratic Approximants
- Summary and Future directions




Figure: F-lattice with background density  $5/8$

Introduction

Definition of the model

Characterizing the asymptotic pattern

The asymptotic pattern on the F-lattice

**Robustness of the pattern**

Growth near a line sink

Discrete Quadratic Approximants

Summary and Future directions




Figure: Manhattan lattice, with initial density  $1/2$ , and 120,000 particles

## Robustness.




Figure: (a) 1% noise (b) 10%

Noise in the initial particle distribution.

## Robustness.




Figure: (a) 0.1% noise (b) 1%

Noise in the relaxation rule.

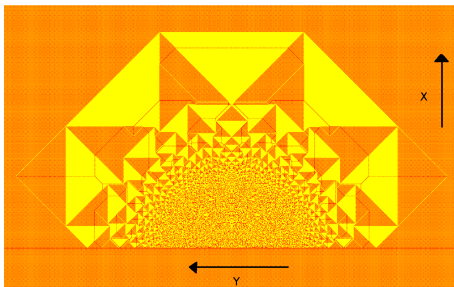


Introduction  
Definition of the model  
Characterizing the asymptotic pattern  
The asymptotic pattern on the F-lattice  
Robustness of the pattern  
**Growth near a line sink**  
Discrete Quadratic Approximants  
Summary and Future directions

# Outline

Introduction  
    Proportionate growth  
    Pattern formation  
    Discrete analytic functions and discrete approximants  
Definition of the model  
Characterizing the asymptotic pattern  
The asymptotic pattern on the F-lattice  
    An electrostatic formulation  
    Quantitative characterizations  
Robustness of the pattern  
**Growth near a line sink**  
Discrete Quadratic Approximants  
Summary and Future directions

Near a line of sink sites, the law growth of diameter of pattern with  $N$  changes.



**Figure:** Growth on the F-lattice near a line of sink sites, with initial density  $1/2$ , and 14336000 particles

In the electrostatic analogy, the sink line is a grounded conducting wire.

Then, for a pattern of size  $\Lambda$ , number of particles present  $\sim \Lambda^2$ .  
 Number of particles absorbed  $\sim \Lambda^2 \int d\xi \frac{\partial}{\partial \eta} \phi(\xi, 0)$

But  $\phi \approx \phi_{dipole} \sim \frac{\cos\theta}{r}$   
 then integrand  $\sim 1/\xi^2$ . Integral  $\sim \frac{1}{\xi_{min}} \sim \Lambda$

Hence we expect  $a\Lambda^3 + b\Lambda^2 = N$

Hence for large  $N$ ,  $\Lambda \sim N^{1/3}$

This equation also gives **corrections to scaling** .

In fact, the inhomogenous scaling equation holds to **unexpected accuracy**.

For  $a = .1853$ , and  $b = .528$ , the solution of this equation differs from the actual  $\Lambda(N)$  by at most 1, for all  $N$ ,  $100 < N < 3 \times 10^6$ .

For a wedge of angle  $\theta$ , exponent is  $\frac{1}{2+\pi/\theta}$ .

Also generalizable to higher dimensions. **Similar accuracy**.

For exact characterization, the adjacency graph now has a three-sheeted Riemann surface structure.

In general when the background density is low enough, one gets compact clusters.

$$\Lambda \sim N^{1/d} \quad (1)$$

If background density is too high, one gets infinite avalanches. We have been able to find an interesting case at the threshold of instability, where the cluster remains bounded for any finite  $N$ , but diameter  $\Lambda \sim N$ .

Directed triangular lattice. Background density  $4/3$ .

Interestingly, in this case, the adjacency graph is a hexagonal lattice.

Exactly characterized.

## Directed triangular lattice.




Figure:  $N = 1500$ . Color code: red=0, green=1, blue=2.

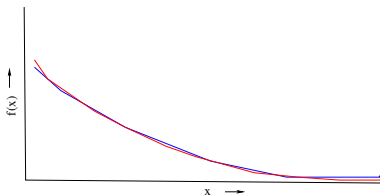
Introduction  
Definition of the model  
Characterizing the asymptotic pattern  
The asymptotic pattern on the F-lattice  
Robustness of the pattern  
Growth near a line sink  
**Discrete Quadratic Approximants**  
Summary and Future directions

# Outline

Introduction  
    Proportionate growth  
    Pattern formation  
    Discrete analytic functions and discrete approximants  
Definition of the model  
Characterizing the asymptotic pattern  
The asymptotic pattern on the F-lattice  
    An electrostatic formulation  
    Quantitative characterizations  
Robustness of the pattern  
Growth near a line sink  
**Discrete Quadratic Approximants**  
Summary and Future directions

## Discrete Quadratic Approximants

Example of discrete approximants:



**Figure:** Approximate  $f(x)$  by piece-wise linear functions with integer slopes



## A variational formulation?

Start with a trial pattern. Determine the corresponding  $\phi(\xi, \eta)$

We can determine the “best” piece-wise quadratic approximants to  $\phi(\xi, \eta)$  only using a given set of quadratic functions  $\phi_P$ .

$$\phi_P(\xi, \eta) = \frac{1}{8}(m_P + 1)\xi^2 + \frac{1}{4}n_P\xi\eta + \frac{1}{8}(1 - m_P)\eta^2 + d_P\xi + e_P\eta + f_P$$

The correspond charge density is piece-wise constant. Remove singularities at boundaries.

Determine corresponding potential  $\phi^{(1)}(\xi, \eta)$ .

Determine corresponding best quadratic approximant.

Iterate.

If the process converges, we get a piecewise-quadratic potential function, with continuous derivatives.

The background and lattice determine the allowed tiling functions.

Introduction  
Definition of the model  
Characterizing the asymptotic pattern  
The asymptotic pattern on the F-lattice  
Robustness of the pattern  
Growth near a line sink  
Discrete Quadratic Approximants  
**Summary and Future directions**

# Outline

Introduction

Proportionate growth

Pattern formation

Discrete analytic functions and discrete approximants

Definition of the model

Characterizing the asymptotic pattern

The asymptotic pattern on the F-lattice

An electrostatic formulation

Quantitative characterizations

Robustness of the pattern

Growth near a line sink

Discrete Quadratic Approximants

**Summary and Future directions**

- ▶ We can fully characterize quantitatively patterns when only two types of patches allowed.
- ▶ The pattern has additional (8-fold rotational) symmetry, and robustness to small noise in initial background.
- ▶ Pattern in the presence of a lines of sinks can be quantitatively determined
- ▶ Extension to more general patterns?
- ▶ Criteria for what periodic patterns are allowed ?
- ▶ Theory of approximating functions with piecewise parabolic approximants?

- Introduction
- Definition of the model
- Characterizing the asymptotic pattern
- The asymptotic pattern on the F-lattice
  - Robustness of the pattern
  - Growth near a line sink
- Discrete Quadratic Approximants
- Summary and Future directions

Thank You.

## References

M. C. Cross, P. C. Hohenberg, Rev of Mod Phys. **65**, 851 (1993).

S. Ostojic, Physica A **318** 187 (2003).

S. Ostojic, Diploma thesis (2002), Ecole Polytechnique Federale de Lausanne.

D. Dhar, T. Sadhu and S. Chandra, (2009) Europhys. Letters, 85 48002.

T. Sadhu and D. Dhar, J. Stat. Phys. (2010) online first.

S. Caracciolo, G. Paoletti, A. Sportiello, arXiv:0809.3416