

4. Elliptical galaxies

- morphology \Rightarrow elliptical (triaxial spheroids).
 - old (red) stellar populations
 - v. little gas + dust
- } star formation ceased a long time ago.

- classified by luminosity.

cD, gE, E, dE, dSph



L decreasing.

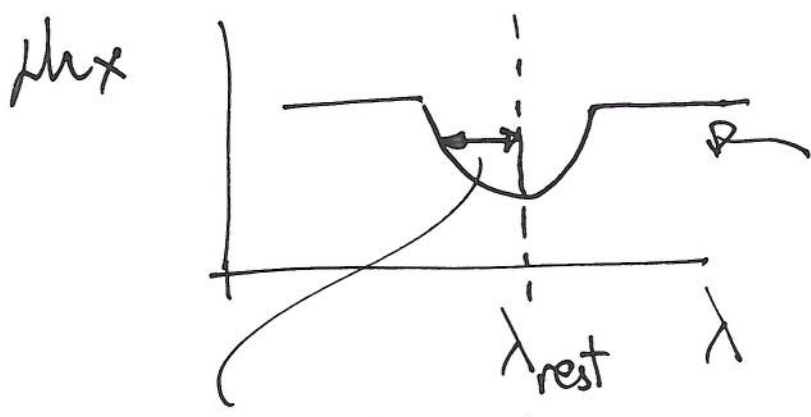
- surface brightness profiles, see 2 classes.

$$cD, gE, E \rightarrow I \propto \exp\left(-\left(\frac{R}{a}\right)^{1/4}\right)$$

$$dE, dSph \rightarrow I \propto \exp\left(-\frac{R}{a}\right)$$

\Rightarrow distinct formation processes.

• kinematics, long-slit spectroscopy of ellipticals



$\sigma_r \equiv$ radial velocity dispersion.

sum of the narrow absorption lines from billions of stars, each Doppler shifted by its own radial velocity.

Broad line at each point in galaxy, shows v. little coherent rotation. Instead the stellar orbits are randomised, the galaxy is "thermally supported" against gravity.

How measure mass from σ_r ?

consider a single circular orbit of test particle.

recall,
$$v^2 = \frac{GM(r)}{R}$$

$$\Rightarrow K = \frac{1}{2}mv^2 = \frac{GMm}{2R}$$

 \uparrow
 kinetic energy

recall, $U = -\frac{GMm}{R}$
 \nearrow
 potential energy

$$\Rightarrow \underline{-2K = U}$$

Remarkably, can prove this holds for all gravitationally bound systems in equilibrium.

\rightarrow Virial Theorem

Important because it links observable velocities to gravitational binding energy and hence total mass.

strictly $-2\bar{K} = \bar{U}$ - time averages.

Apply the virial theorem to a galaxy.

$$-2\bar{K} = -2 \sum_{i=1}^N \frac{1}{2} m_i v_i^2$$

total number of particles.

K.E of individual particles

Assume m & v are uncorrelated, square of total mass of galaxy.

$$= - \frac{M}{N} \sum_{i=1}^N v_i^2$$

= standard deviation of velocities $\equiv \sigma$
= velocity dispersion.

$$\Rightarrow -2\bar{K} = -M\sigma^2$$

In practice we measure the radial component of velocity,

$$v^2 = v_r^2 + v_\theta^2 + v_\phi^2 \approx \underline{\underline{3v_r^2}}$$

(assuming symmetry).

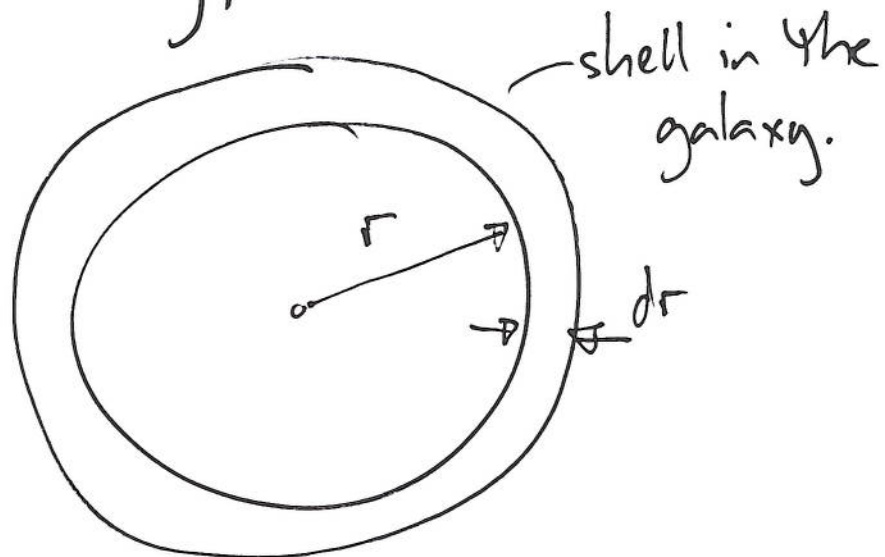
$$\Rightarrow -2\bar{K} = -M 3\sigma_r^2$$

σ_r measured radial velocity dispersion.

14.14.2

Gravitational potential of the galaxy (V) depends on its structure.

Assume a spherically symmetric galaxy with uniform density,



Grav. potential of the shell $\underbrace{\quad}_{\text{mass enclosed by the shell,}}$

$$dU_r = - \frac{G M_r m}{r} \quad \text{--- mass of the shell}$$

$$m = \underbrace{4\pi r^2 dr}_{\text{volume of shell}} \rho \quad \text{--- density of the galaxy.}$$

$$M_r = \underbrace{\frac{4}{3}\pi r^3}_{\text{volume enclosed.}} \rho$$

subst


$$dU_r = - \frac{G}{r} \frac{4}{3}\pi r^3 \rho \cdot 4\pi r^2 \rho dr$$
$$= -G \frac{16}{3} \pi^2 \rho^2 r^4 dr$$

Total potential by integrating over all r 14.14.3
 $\int dV_r = -G \frac{16}{3} \pi^2 \rho^2 \int_0^R r^4 dr$ R - size of galaxy.

$$U = -\frac{16}{15} G \pi^2 \rho^2 R^5$$

Eliminate density, $M = \frac{4}{3} \pi R^3 \rho$

$$\Rightarrow U = -\frac{3}{5} \frac{GM^2}{R}$$

 spherically symmetric
different mass distributions, just give different constants.

subst into virial theorem

$$-M\sigma^2 = -\frac{3}{5} \frac{GM^2}{R}$$

$$\Rightarrow \sigma = \left(\frac{3}{5} \frac{GM}{R} \right)^{1/2}$$

or

$$M = \frac{5\sigma^2 R}{G}$$

So can measure the enclosed virial mass 14.14.4
of an elliptical galaxy, by measuring the
broadening of the absorption lines at a
radius R .

This mass will include all the enclosed mass,
(i.e. including the dark matter). The stars
are being used as test particles to sample
the gravitational potential.

Results

$\frac{M}{L} \sim 50$ in E_s , cf $\frac{M}{L} \sim 10$ for S_s
(out to the edge of the
visible disc).

So E_s are slightly more dark matter dominated
than S_s .

Difference is accounted for by the lower average
luminosity of stars in E_s (older population, young
luminous stars have died).

In contrast, dE & $dSph$ are much more
dark matter dominated.

$$dSph: \frac{M}{L} \sim 1000!$$

14.14.5

⇒ the most dark matter dominated objects in the Universe.

dE/dSph have probably lost their gas early in their evolution, so cannot form new stars, probably because a handful of supernovae injected K.E. into the ISM, sufficient to overcome the shallow grav. potential.

In contrast giant galaxies seem to have held onto gas & continued to form stars (more massive galaxies have deeper gravitational potentials).

Similarly to the Tully-Fisher relation for spirals,

E_s show

$$L \propto \sigma^4 \rightarrow \text{Faber-Jackson relation.}$$

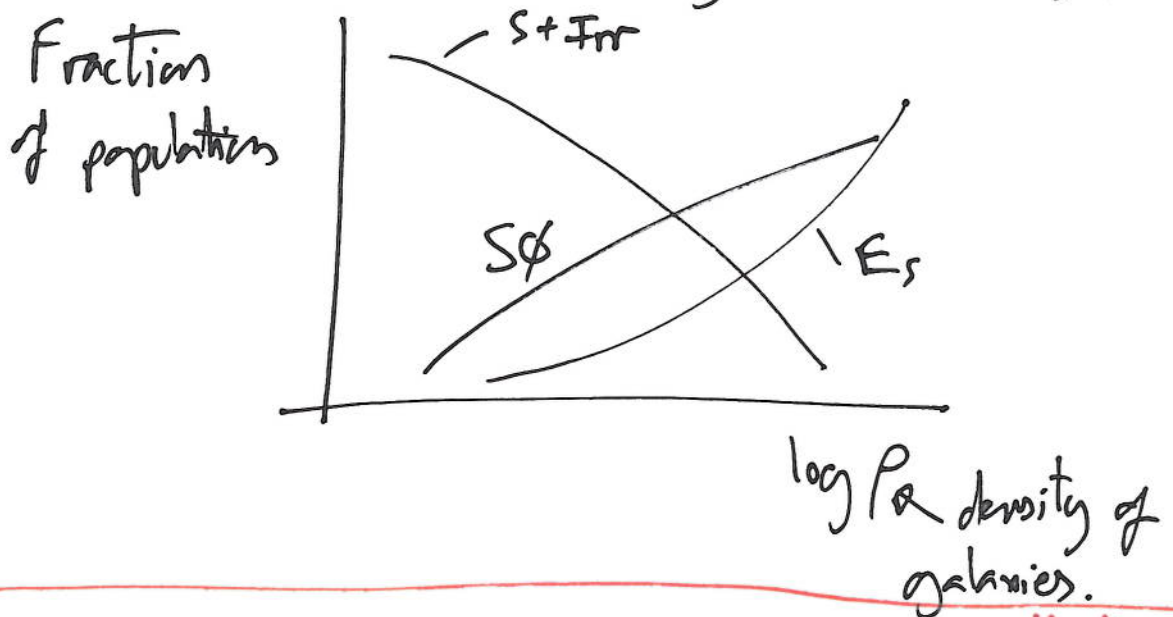
⇒ used to estimate distances.

Also, indicates $\frac{M}{L}$ and surface brightness are approx constant across all giant E_s .

Galaxy evolution : why are E_s & S_s so different?

Key evidence is a correlation between galaxy type and density of environment.

In the field, only see S_p & Irr whereas in dense regions such as rich clusters are dominated by E_s & dE_s .



Why? Believed that galaxies are modified by close encounters in high density environments.

- ① close encounters of Irr may strip gas leaving dE and/or may trigger star formation leading SWe , which may also

strip gas.

14.15.1

② merger of giants disrupt the discs of spirals and randomise the orbits of the stars,



→ Many examples seen of colliding galaxies.

→ some material is ejected

⇒ allows some material to become bound.

→ compression of the gas disc triggers intense star formation

⇒ starburst galaxies.

→ modeling the spectra of elliptical galaxies provides supporting evidence of distinct episodes of past star formation.

Are there enough collisions to explain the evolution of galaxies from $S_5 \rightarrow E_5$?

Assume objects passing within $2R$ have collided, consider the volume swept out by a galaxy in unit time:

$$V = \pi (2R)^2 v t$$

\uparrow \uparrow
 area velocity time.

Number of collisions (neglecting grav. attractions)

$$N = nV = n\pi (2R)^2 vt$$

\uparrow number density of galaxies

set $N=1$, the mean time between collisions

$$t = \frac{1}{n\pi (2R)^2 v}$$

① For stars in an E,

$$n \sim 1 \text{ pc}^{-3} \quad R \sim 10^9 \text{ m} \quad v \sim 200 \text{ km s}^{-1}$$

$$\Rightarrow t = 3 \times 10^{17} \text{ yrs} = 3 \times 10^7 \text{ Hubble times!}$$

\Rightarrow collisions are not important in stellar evolution.

② For galaxies in groups, e.g. Milky Way,

$$n \sim 1 \text{ Mpc}^{-3} \quad R \sim 20 \text{ kpc} \quad v \sim 150 \text{ km s}^{-1}$$

$$\Rightarrow t \approx 10^{12} \text{ yrs} \approx 100 \text{ Hubble times.}$$

\Rightarrow consistent w. groups dominated by Ss, but containing some Es.

③ For galaxies in rich clusters, typically 100-1000, giant galaxies,

$$\Rightarrow t \sim 10^{10} \text{ yrs} \approx \text{Hubble time.}$$

\Rightarrow consistent with most galaxies in clusters having collided.

What happens to the gas in mergers?

→ some forms stars in starbursts.

→ some ejected

→ might still expect some gas to survive in E_s .

Recall
$$\sigma = \left(\frac{3}{5} \frac{GM}{R} \right)^{1/2}$$

velocity dispersion independent of mass of particles

so in a virialised system (stirred up, orbits randomised) we expect the gas to have the same σ as the stars \Rightarrow heated.

$$\bar{K} = \frac{1}{2} \mu m_p \sigma^2 \approx \frac{3}{2} kT$$

μ — mean molecular weight. $\approx 1/2$ for ionised hydrogen.
 m_p — mass of a proton.

$$\Rightarrow T \approx \frac{m_p \sigma^2}{3k} \approx \underline{10^6 \text{ K}} !$$

So the hot gas won't be visible at 21cm.

And is too hot to collapse to form stars.

Expect X-ray emission due to cooling of the plasma by bremsstrahlung emission. 14.15.5



Hot gas is observed filling the volume of E_s .

Hot things tend to cool quickly if optically thick, $L_{BB} \propto T^4$

Bremsstrahlung emissivity: (Wm^{-3})

$$L_V = 1.4 \times 10^{-40} T^{1/2} n_e^2$$

\uparrow electron density.

Total energy in the gas 14.16.0

$$\frac{3}{2} N k T = \frac{3}{2} V \underbrace{(n_e + n_i)}_N k T = \underline{\underline{3 V n_e k T}}$$

Equate with cooling:

$$3 V n_e k T \approx \underbrace{1.4 \times 10^{-40} T^{1/2} n_e^2 V}_{L_V} t_{cool}$$

$$\Rightarrow t_{\text{cool}} \approx 5 \times 10^{17} \text{ s} = 1.5 \times 10^{10} \text{ yrs} = \underline{\underline{\text{Hubble time!}}}$$

So gas cools very slowly, all E_s should have hot gas, explains why they not forming stars.

5. Active galaxies / galactic nuclei

→ Seyfert, 1943, discovered that 1% of nearby S_s have a bright point source at the centre

→ Seyfert galaxies.

→ Optical spectra show intense broad emission lines

⇒ high velocity ionised gas.

→ Two distinct types

Type I - v. broad lines ($1000s \text{ km s}^{-1}$)

Type II - relatively narrow lines ($100s \text{ km s}^{-1}$)

→ Also found to be X-ray sources

Type I - unabsorbed X-ray spectra

Type II - strongly absorbed X-ray spectra.