



Early results from reprocessing with SuperWASP

Aimée Hall^{1*}, Simon Hodgkin¹, Gabor Kovacs¹ and Don Pollacco²



¹Institute of Astronomy, University of Cambridge

²Department of Physics, University of Warwick

*aeahall@ast.cam.ac.uk

Reducing RMS Noise

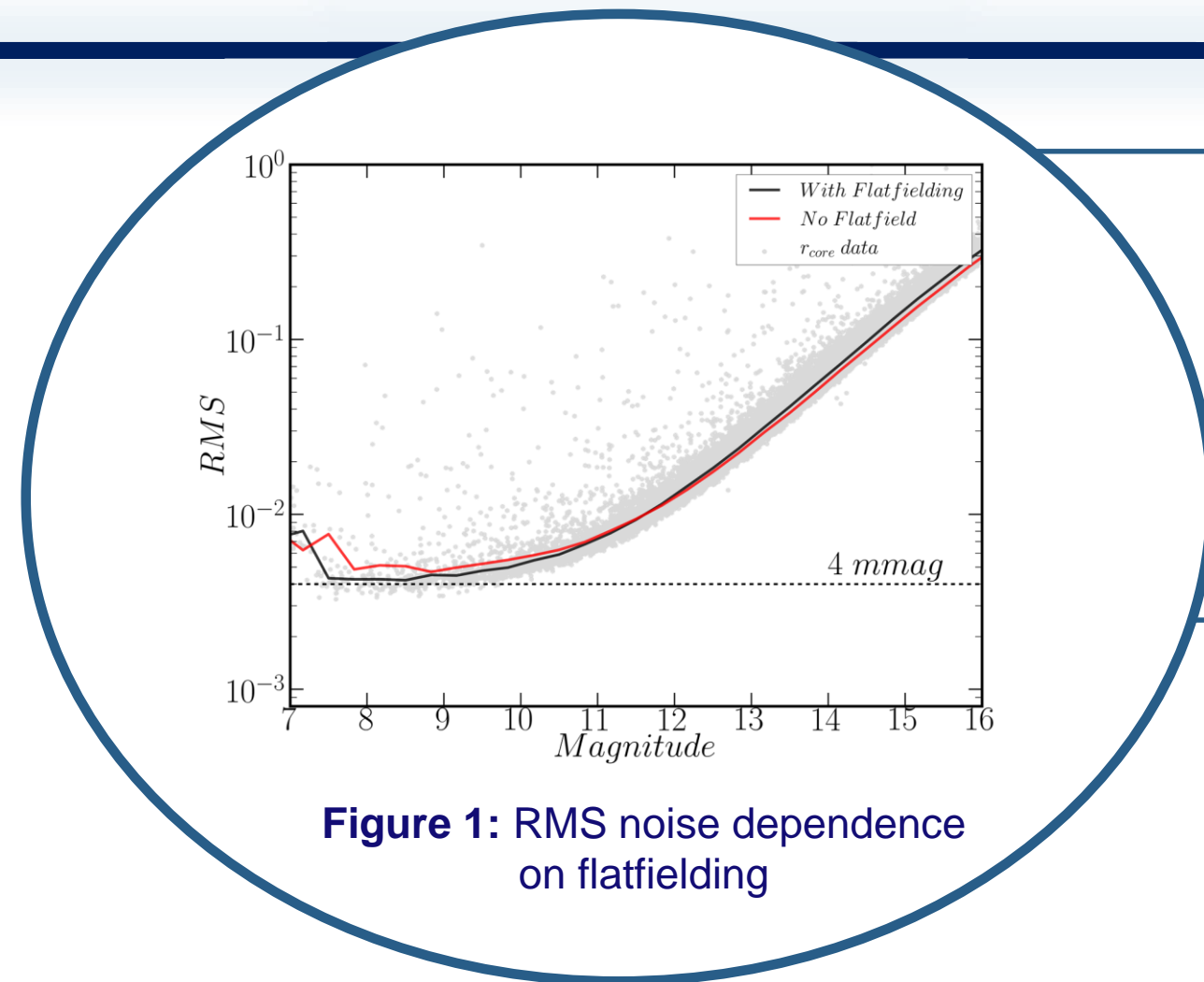


Figure 1: RMS noise dependence on flatfielding

Role of Flatfielding

Flatfielding does not significantly improve the SuperWASP noise characteristics. This may be due to flatfields being taken at twilight, when the sky is bluer, causing flatfields to add their own noise as well as accounting for pixel sensitivities.

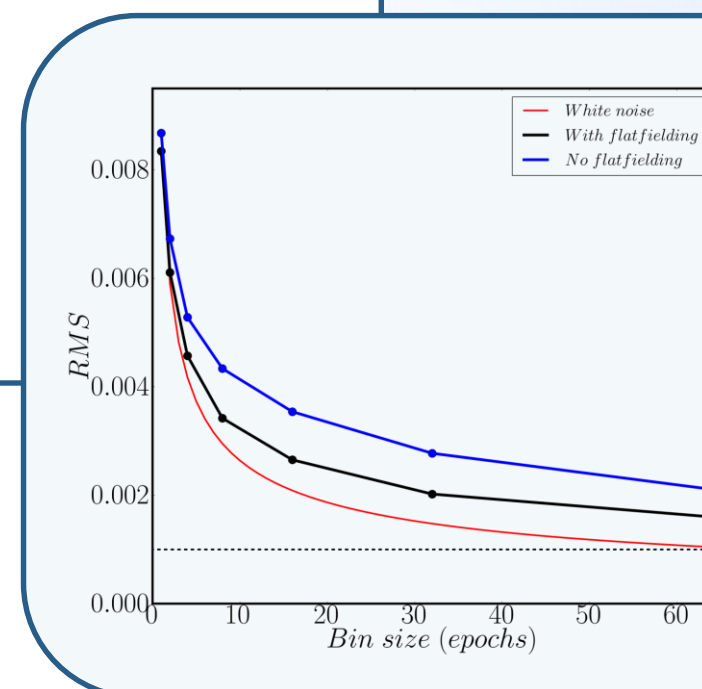
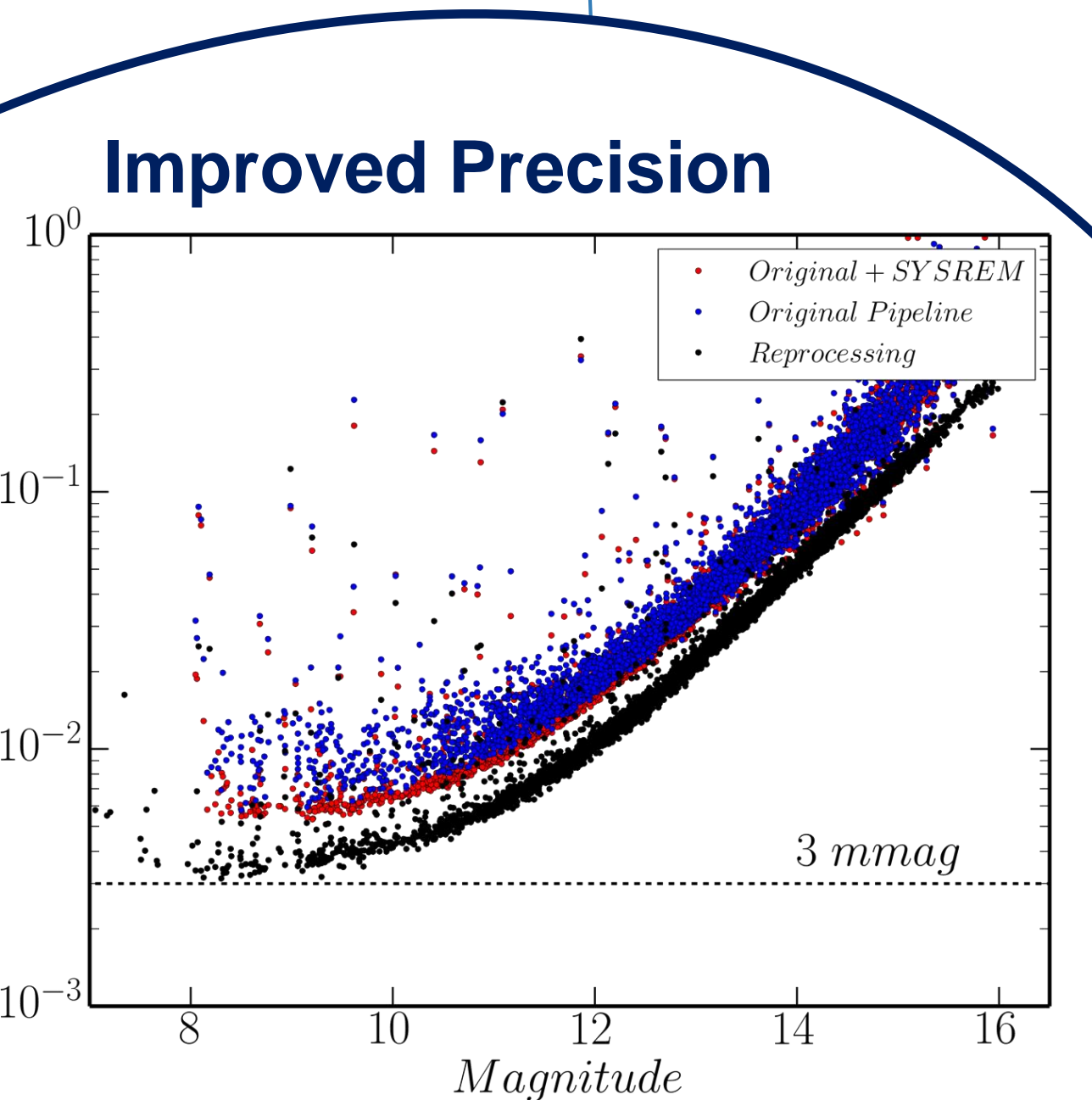


Figure 2: RMS noise binning for non-flatfield corrected images

Binning the data up to transit duration timescales reveals that flatfielding does go some way to de-reddening the noise but that systematics still remain.



Improved Precision

Figure 5: RMS-magnitude diagram of a single field containing ~20,000 stars over ~2000 epochs in January 2009 for our SuperWASP reprocessing (black), the original pipeline (blue) [1] and their pipeline's results after removing systematics (red).

When these factors are combined to make lightcurves [2], Figure 5 shows our clear improvements in lowering the rms noise when compared to the post-systematics correction results from the previous pipeline using SYSREM detrending [3].

This significant decrease in rms noise even for dimmer stars allows more precise photometry around K and M dwarfs. As these are among the most common stars in the galaxy and have relatively small radii, they are favourable for planetary transit surveys.

Dwarfs in SuperWASP

K/M Dwarf Selection

We selected late K and M stars in 8 reprocessed SuperWASP fields, following the method in Gaidos et al [4] as follows:

$$V < 15, V - J > 2$$

The original method used $V < 14$. We search down to $V=15$ due to our improved noise statistics.

Dwarf stars were distinguished from giants, by requiring their reduced proper H_J motion satisfy $H_J > 2.2(V-J) + 2.0$

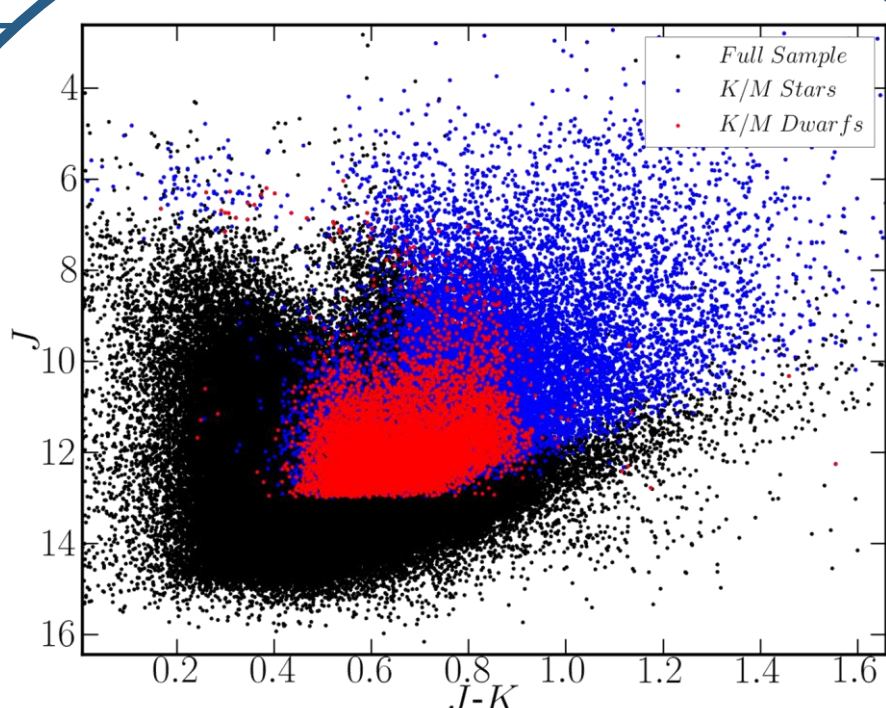


Figure 6: SuperWASP K/M Dwarf Selection

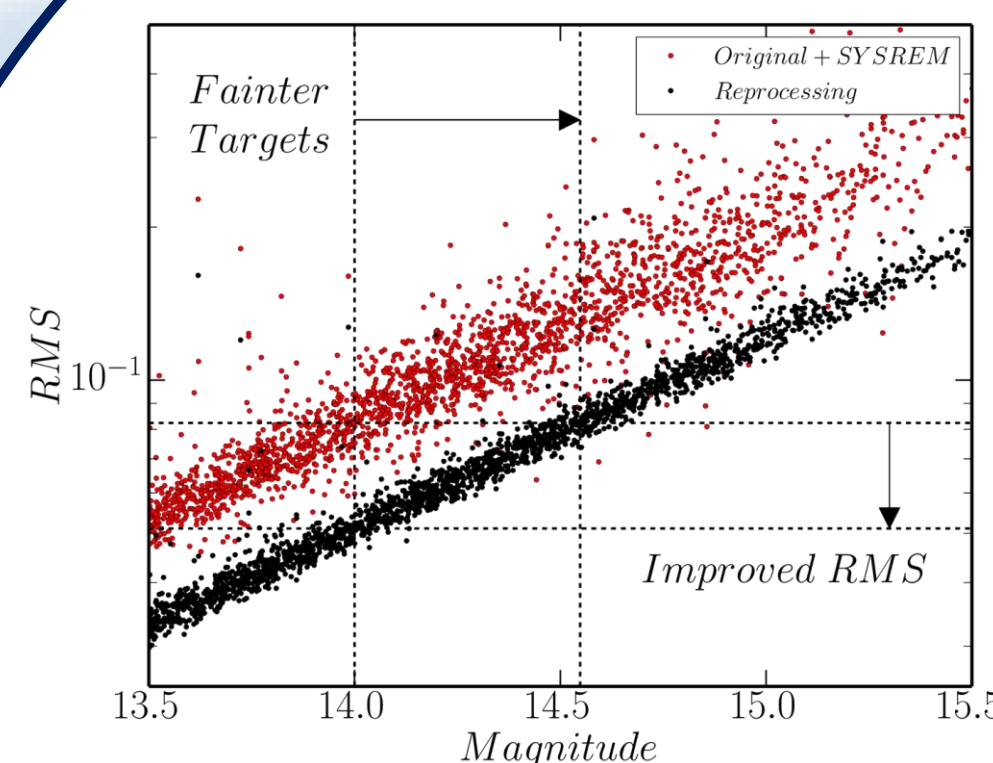


Figure 7: RMS noise gains

More Dwarf Stars, Less Noise

As seen in Figure 7, our reprocessing results in rms errors of 0.05 mag at $V = 14$, marked by dashed lines. This is an improvement over the 0.08 mag rms noise for Gaidos et al's previous analysis [4] at the same brightness, which used the original SuperWASP pipeline.

Figure 8 details the selection of K and M dwarfs in SuperWASP from Figure 6. Our improved noise distribution allows an increase in the number of M dwarfs searchable for transits at the same noise value compared to the original pipeline. These may be suitable targets for exoplanet transit searches.

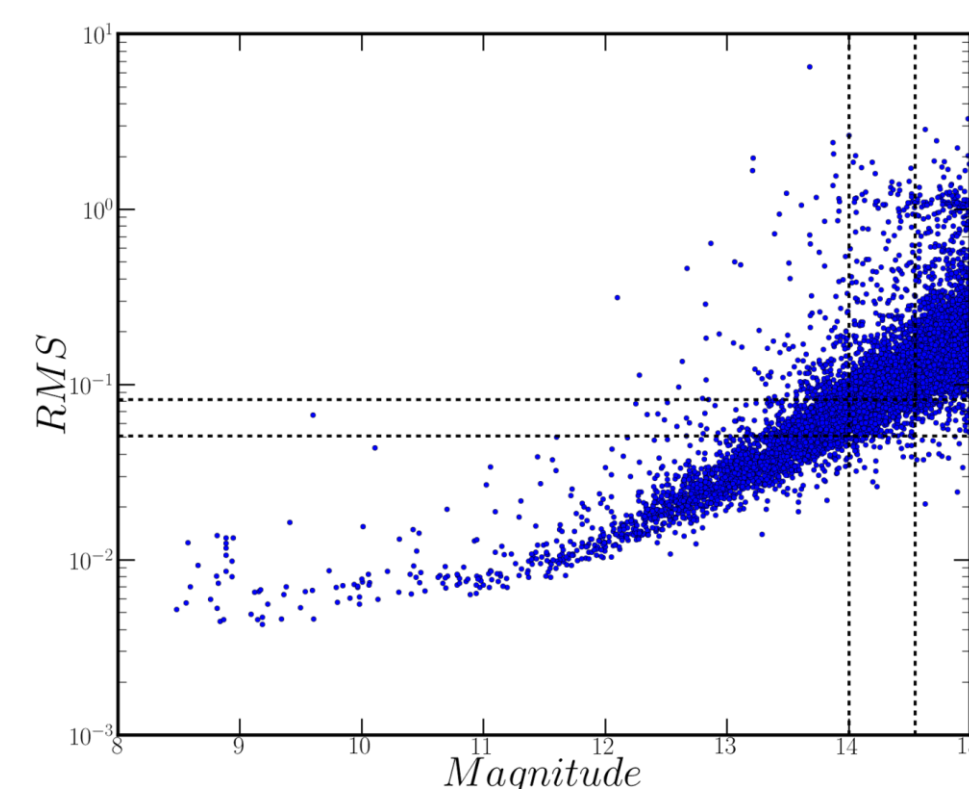


Figure 8: RMS noise of SuperWASP K/M Dwarfs

8 fields, ~480 square degrees
~200,000 stars
~30,000 K/M stars
~9,000 K/M dwarfs



References

- [1] D. L. Pollacco et al., Publ. Astron. Soc. Pac. **118** 1407 (2006)
- [2] J. Irwin et al., MNRAS, **375** 1449 (2007)
- [3] O. Tamuz, T. Mazeh and S. Zucker, MNRAS **356** 1466 (2005)
- [4] E. Gaidos et al., MNRAS, **437**, 3133 (2014)

Acknowledgements

The author also thanks the WASP consortium* and Jonathan Irwin. This work presented here is supported by a PhD studentship from Science and Technology Facilities Council.

*The WASP Consortium consists of astronomers primarily from the Queen's University Belfast, Keele, Leicester, The Open University, St Andrews, the Isaac Newton Group (La Palma), the Instituto de Astrofísica de Canarias (Tenerife) and the South African Astronomical Observatory. The WASP Cameras were constructed and are operated with funds made available from Consortium Universities and the UK's Science and Technology Facilities Council.