

Spin correlations in the dipolar pyrochlore antiferromagnet $Gd_2Sn_2O_7$

This content has been downloaded from IOPscience. Please scroll down to see the full text.

2017 J. Phys.: Condens. Matter 29 144001

(<http://iopscience.iop.org/0953-8984/29/14/144001>)

View [the table of contents for this issue](#), or go to the [journal homepage](#) for more

Download details:

IP Address: 217.112.157.113

This content was downloaded on 26/05/2017 at 17:04

Please note that [terms and conditions apply](#).

You may also be interested in:

[spinvert: a program for refinement of paramagnetic diffuse scattering data](#)

Joseph A M Paddison, J Ross Stewart and Andrew L Goodwin

[Quantum spin ice: a search for gapless quantum spin liquids in pyrochlore magnets](#)

M J P Gingras and P A McClarty

[Magnetic ordering in \$Gd_2Sn_2O_7\$: the archetypal Heisenberg pyrochlore antiferromagnet](#)

A S Wills, M E Zhitomirsky, B Canals et al.

[Frustrated magnets in high magnetic fields—selected examples](#)

J Wosnitza, S A Zvyagin and S Zherlitsyn

[A novel type of splayed ferromagnetic order observed in \$Yb_2Ti_2O_7\$](#)

A Yaouanc, P Dalmas de Réotier, L Keller et al.

[Spin liquid and spin ice under high pressure](#)

Isabelle Mirebeau and Igor Goncharenko

[Novel ordering of the pyrochlore Heisenberg antiferromagnet with the ferromagnetic next-nearest-neighbour interaction](#)

Daisuke Tsuneishi, Masayuki Ioki and Hikaru Kawamura

[The magnetic and electronic properties of oxyselenides—influence of transition metal ions and lanthanides](#)

C Stock and E E McCabe

[Magnetic order in hybrid frustrated magnets \$Gd_{2-x}Tb_xTi_2O_7\$ \(\$x = 0.2\$ and \$0.5\$ \)](#)

M Orendá, P Vrábek, A Orendáová et al.

Spin correlations in the dipolar pyrochlore antiferromagnet $\text{Gd}_2\text{Sn}_2\text{O}_7$

Joseph A M Paddison^{1,2}, Georg Ehlers³, Oleg A Petrenko⁴,
Andrew R Wildes⁵, Jason S Gardner^{6,7} and J Ross Stewart⁸

¹ School of Physics, Georgia Institute of Technology, Atlanta, GA 30332, United States of America

² Churchill College, University of Cambridge, Storey's Way, Cambridge CB3 0DS, United Kingdom

³ Quantum Condensed Matter Division, Oak Ridge National Laboratory, Oak Ridge, TN 37831, United States of America

⁴ Department of Physics, University of Warwick, Coventry CV4 7AL, United Kingdom

⁵ Institut Max von Laue–Paul Langevin, F-38042 Grenoble 9, France

⁶ Neutron Group, National Synchrotron Radiation Research Center, Hsinchu, 30076, Taiwan

⁷ ISIS Facility, Rutherford Appleton Laboratory, Harwell Campus, Didcot OX11 0QX, United Kingdom

⁸ CCMS, National Taiwan University, Taipei, 10617, Taiwan

E-mail: paddison@gatech.edu

Received 16 August 2016, revised 27 January 2017

Accepted for publication 31 January 2017

Published 1 March 2017



Abstract

We investigate spin correlations in the dipolar Heisenberg antiferromagnet $\text{Gd}_2\text{Sn}_2\text{O}_7$ using polarised neutron-scattering measurements in the correlated paramagnetic regime. Using Monte Carlo methods, we show that our data are sensitive to weak further-neighbour exchange interactions of magnitude $\sim 0.5\%$ of the nearest-neighbour interaction, and are compatible with either antiferromagnetic next-nearest-neighbour interactions, or ferromagnetic third-neighbour interactions that connect spins across hexagonal loops. Calculations of the magnetic scattering intensity reveal rods of diffuse scattering along $[111]$ reciprocal-space directions, which we explain in terms of strong antiferromagnetic correlations parallel to the set of $\langle 110 \rangle$ directions that connect a given spin with its nearest neighbours. Finally, we demonstrate that the spin correlations in $\text{Gd}_2\text{Sn}_2\text{O}_7$ are highly anisotropic, and correlations parallel to third-neighbour separations are particularly sensitive to critical fluctuations associated with incipient long-range order.

Keywords: frustrated magnetism, neutron scattering, pyrochlores, spin liquids, disordered materials

(Some figures may appear in colour only in the online journal)

1. Introduction

Materials in which magnetic rare-earth ions occupy a pyrochlore lattice—a network of corner-sharing tetrahedra—have proved rewarding systems in which to study unusual types of magnetic matter. The diverse magnetic states observed in this class of materials include spin ices [1, 2], spin liquids [3, 4], fractionalised order [5], and complex long-range order [6, 7]. In general terms, the common origin of these states is the low connectivity of the tetrahedral building-blocks of the pyrochlore lattice (figure 1). Depending on the interplay of single-ion physics and magnetic interactions, there can be

too few constraints to enforce a unique ground state, an effect called frustration [8]. The presence of many states of similarly low energy suppresses conventional magnetic order below the Curie–Weiss temperature θ_{CW} that defines the net strength of magnetic interactions. A canonical model that remains disordered at all temperatures contains only antiferromagnetic nearest-neighbour interactions on the pyrochlore lattice, yielding a classical spin-liquid ground state [9, 10]. In most real materials, however, long-range magnetic order occurs at a measurable temperature T_{N} , partially relieving this frustration. Even in these cases, however, materials often show a ‘cooperative paramagnet’ regime over a wide temperature

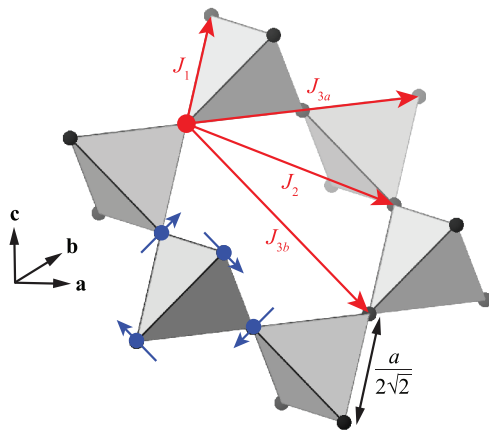


Figure 1. Arrangement of Gd^{3+} ions (black circles) in $\text{Gd}_2\text{Sn}_2\text{O}_7$. The tetrahedra of the pyrochlore lattice are shown in grey. Magnetic interaction pathways from an arbitrarily-chosen central atom (large red circle) are shown as red arrows and labelled with their exchange interaction (J_1 , J_2 , J_{3a} , and J_{3b}). A spin arrangement observed in $\text{Gd}_2\text{Sn}_2\text{O}_7$ below its magnetic ordering temperature (‘Palmer–Chalker state’) is shown by blue arrows on a single tetrahedron; the complete structure is obtained by repeating this arrangement on all tetrahedra with the same orientation. The lattice parameter $a = 10.44 \text{ \AA}$.

range $T_N < T \lesssim \theta_{\text{CW}}$, where frustration has the dominant effect on the magnetic properties [8].

The dipolar pyrochlore antiferromagnet $\text{Gd}_2\text{Sn}_2\text{O}_7$ provides a canonical example of frustration and its relief through long-range order. The crystal structure is cubic (space group $Fd\bar{3}m$) with 16 magnetic Gd^{3+} ions in the conventional unit cell [11]. The cubic lattice parameter $a = 10.44 \text{ \AA}$ at 1.1 K, and the lattice connectivity is shown in figure 1. The large magnitude of the Gd^{3+} spin ($S = 7/2$) implies that quantum effects are minimal. It is known that there are three main terms in the spin Hamiltonian. First, an antiferromagnetic nearest-neighbour exchange interaction $J_1 \approx -0.3 \text{ K}$ is indicated by the negative value of the Curie–Weiss constant $\theta_{\text{CW}} \approx -9.6 \text{ K}$ [12]. Second, the large value of S implies that the long-range magnetic dipolar interaction is significant, with strength at the nearest-neighbour distance of 0.05 K. Third, a single-ion anisotropy term $\Delta \approx 0.14 \text{ K}$ has been indicated by electron-spin resonance measurements [13, 14], and is explained by an admixture of excited states with $L \neq 0$ into the ground-state multiplet. Theoretical studies of the dipolar Heisenberg model indicate that a degeneracy of ground states exists at the mean-field level [15]; however, Palmer and Chalker showed that inclusion of higher-order terms in a free-energy expansion stabilises a four-sublattice ground state with magnetic propagation vector $\mathbf{k} = (000)$ [16]. This structure, which we will call the ‘Palmer–Chalker state’, is shown in figure 1. In $\text{Gd}_2\text{Sn}_2\text{O}_7$, a first-order transition to an ordered state occurs at $T_N = 1.0 \text{ K}$ ($\approx \theta_{\text{CW}}/10$) [17], and neutron-diffraction measurements have shown that this is indeed the Palmer–Chalker state [18, 19]. Recently, debate has focussed on the possible presence of spin fluctuations at temperatures much lower

than T_N [14, 20–22]. Much less attention has been given to the paramagnetic phase; however, it is known to be strongly correlated, with approximately 60% of the total magnetic entropy associated with the development of short-range correlations above T_N [17].

Here, we use neutron-scattering experiments on a polycrystalline sample of $\text{Gd}_2\text{Sn}_2\text{O}_7$ to investigate its cooperative paramagnetic phase at 1.1 K. Our paper is structured as follows. In section 2, we summarise our experimental procedures, which employed neutron polarisation analysis to isolate the magnetic scattering [23]. In section 3, we introduce the two methods we use to analyse our experimental data. First, we employ reverse Monte Carlo refinement, which is data-driven and ‘model independent’ in the sense that it does not involve a spin Hamiltonian. Second, we perform extensive Monte Carlo simulations to investigate possible models of exchange interactions in $\text{Gd}_2\text{Sn}_2\text{O}_7$ [18]. In section 4, we explain our main results, which are as follows. We find that our diffuse-scattering data are highly sensitive to weak further-neighbour exchange interactions, and are compatible with either antiferromagnetic next-nearest-neighbour interactions J_2 or ferromagnetic ‘cross-hexagon’ interactions J_{3b} that connect third neighbours across hexagonal loops (figure 1); in either case, the further-neighbour interactions are $\sim 0.5\%$ of the nearest-neighbour exchange J_1 . We calculate that single-crystal diffuse-scattering patterns for $\text{Gd}_2\text{Sn}_2\text{O}_7$ show prominent rods of diffuse scattering along $[111]$ reciprocal-space directions. We explain these rods in terms of strong antiferromagnetic correlations along the subset of $\langle 110 \rangle$ directions that connect a given spin with its nearest neighbours. Finally, we demonstrate that the spin correlations in $\text{Gd}_2\text{Sn}_2\text{O}_7$ are highly anisotropic, and correlations parallel to one type of third-neighbour separation are particularly sensitive to the incipient long-range order. We conclude in section 5 with suggestions for future work.

2. Experimental

Neutron-scattering data were collected on the same polycrystalline sample of $\text{Gd}_2\text{Sn}_2\text{O}_7$ measured previously [19]; the sample mass was 0.57 g. We measured at a temperature of 1.1 K, which is in the correlated paramagnetic regime just above T_N . Measurements were performed using the D7 diffractometer at the Institut Laue–Langevin, Grenoble, France [24]. The incident neutron wavelength was 4.8 \AA , allowing a reciprocal-space range $0.15 \leq Q \leq 2.5 \text{ \AA}^{-1}$ to be observed. The technique of xyz neutron polarisation analysis [23] was used to isolate the magnetic scattering of interest from the nuclear and spin-incoherent contributions. The data were corrected for detector and polarisation efficiency using measurements of standard samples (vanadium and amorphous silica, respectively), and were placed on an absolute intensity scale (with units of barn $\text{sr}^{-1} \text{ Gd}^{-1}$) by normalising to the incoherent scattering from a vanadium standard.

3. Analysis

3.1. Theory

An important advantage of neutron scattering is that it directly measures the spin-pair correlation function, which can allow the underlying magnetic interactions to be inferred. In our measurement, the energies of the scattered neutrons are not analysed, and the incident neutron energy (41 K) is much larger than the sample temperature and the energy-scale of magnetic interactions ($|\theta_{\text{CW}}| \approx 9.6$ K [12]). Under these conditions, the measurement integrates over energy transfer ('quasistatic approximation') and is sensitive to the instantaneous spin-pair correlations. The dependence of the neutron-scattering intensity on scattering vector \mathbf{Q} is given by [25]

$$I(\mathbf{Q}) = C[\mu f(Q)]^2 \left[\frac{1}{N} \sum_{i,j} \mathbf{S}_i^\perp \cdot \mathbf{S}_j^\perp \exp(i\mathbf{Q} \cdot \mathbf{r}_{ij}) \right], \quad (1)$$

where $f(Q)$ is the Gd^{3+} magnetic form factor [26], $\mu = g\sqrt{S(S+1)}$ is length of the Gd^{3+} magnetic moment, $C = (\gamma_n r_e/2)^2 = 0.07265$ barn is a constant; $\mathbf{r}_{ij} = \mathbf{r}_j - \mathbf{r}_i$ is the vector connecting atoms i and j ; $\hat{\mathbf{S}}$ is a spin-7/2 operator divided by its magnitude $\sqrt{S(S+1)}$, which in the classical approximation is replaced by a vector of unit length; and $\mathbf{S}^\perp = \hat{\mathbf{S}} - (\hat{\mathbf{S}} \cdot \hat{\mathbf{Q}})\hat{\mathbf{Q}}$ is the component of normalised spin perpendicular to \mathbf{Q} . Since our measurement was performed on a powder sample, we spherically average (1) to obtain the dependence of the intensity on the length of the scattering vector $Q = |\mathbf{Q}|$. An analytic expression for the powder-averaged intensity is given by [27, 28]

$$I(Q) = C[\mu f(Q)]^2 \times \left\{ \frac{2}{3} + \frac{1}{N} \sum_{i,j \neq i} \left[A_{ij} \frac{\sin Qr_{ij}}{Qr_{ij}} + B_{ij} \left(\frac{\sin Qr_{ij}}{(Qr_{ij})^3} - \frac{\cos Qr_{ij}}{(Qr_{ij})^2} \right) \right] \right\}, \quad (2)$$

in which

$$A_{ij} = \hat{\mathbf{S}}_i \cdot \hat{\mathbf{S}}_j - (\hat{\mathbf{S}}_i \cdot \hat{\mathbf{r}}_{ij})(\hat{\mathbf{S}}_j \cdot \hat{\mathbf{r}}_{ij}) \quad (3)$$

$$B_{ij} = 3(\hat{\mathbf{S}}_i \cdot \hat{\mathbf{r}}_{ij})(\hat{\mathbf{S}}_j \cdot \hat{\mathbf{r}}_{ij}) - \hat{\mathbf{S}}_i \cdot \hat{\mathbf{S}}_j, \quad (4)$$

are spin-correlation coefficients, and $r_{ij} = |\mathbf{r}_j - \mathbf{r}_i|$. Importantly, the presence of the vectors \mathbf{r}_{ij} in the spin-correlation coefficients shows that diffuse-scattering data are still sensitive to magnetic anisotropy after powder averaging [27].

3.2. Model-independent analysis

We analyse the magnetic diffuse-scattering data for $\text{Gd}_2\text{Sn}_2\text{O}_7$ using two approaches. First, we employ reverse Monte Carlo (RMC) refinement [29, 30], as implemented in the SPINVERT program [28], which uses the Metropolis algorithm to fit spin configurations directly to the experimental diffuse-scattering data. The 'cost function' minimised during the refinement is given by

$$\chi^2 = W \sum_{i=1}^{N_d} \left(\frac{I_i^{\text{expt}} - sI_i^{\text{calc}}}{\sigma_i} \right)^2 \quad (5)$$

where I_i^{expt} is the magnetic neutron-scattering intensity measured experimentally at point i , I_i^{calc} is the intensity calculated from (2), σ_i is the experimental uncertainty, N_d is the number of data points, W is an empirical weighting factor, and s is a refined overall intensity scale factor. Refinements were initialised from random spin arrangements and were run for 500 proposed moves per spin; no further reduction in χ^2 was observed after this time. A proposed move involved making the replacement

$$\frac{\mathbf{S}}{|\mathbf{S}|} \rightarrow \frac{\mathbf{S} + \delta \mathbf{s}}{|\mathbf{S} + \delta \mathbf{s}|}, \quad (6)$$

where \mathbf{S} is a randomly-chosen spin vector, \mathbf{s} is a unit vector drawn at random from the uniform spherical distribution, and $\delta = 0.2$. Refinements were performed using spin configurations of size $6 \times 6 \times 6$ conventional cubic unit cells (3456 spins), and 80 separate simulations were averaged to generate the results shown below. The RMC approach does not include a model of the magnetic interactions, but instead yields spin configurations compatible with three constraints: the experimental diffuse-scattering data, the pyrochlore lattice occupied by the Gd^{3+} ions, and the fixed length of the Gd^{3+} spins [28, 30]. Because refinements are initialised from random spin arrangements, the refined spin configurations will be as disordered as possible, provided that the constraints above are satisfied [31]. For this reason, comparison of results from RMC refinement with predictions of interaction models can allow deficiencies in the interaction models to be identified and improved models to be built [32].

3.3. Model-dependent analysis

We then compare the RMC results with the predictions of the spin Hamiltonian previously applied to $\text{Gd}_2\text{Sn}_2\text{O}_7$ [14, 18], which contains exchange interactions, a single-ion anisotropy term, and the long-range magnetic dipolar interaction. We used classical Monte Carlo modelling to simulate the Hamiltonian

$$H = -\frac{1}{2} \sum_{i,j} J'_{ij} \hat{\mathbf{S}}_i \cdot \hat{\mathbf{S}}_j + \Delta' \sum_i (\hat{\mathbf{S}}_i \cdot \hat{\mathbf{z}}_i)^2 + \frac{D'r_1^3}{2} \sum_{i,j} \frac{\hat{\mathbf{S}}_i \cdot \hat{\mathbf{S}}_j - 3(\hat{\mathbf{S}}_i \cdot \hat{\mathbf{r}}_{ij})(\hat{\mathbf{S}}_j \cdot \hat{\mathbf{r}}_{ij})}{r_{ij}^3}. \quad (7)$$

Here, the $\hat{\mathbf{S}}_i$ are classical vectors of unit length, $\hat{\mathbf{z}}_i$ is the local $\langle 111 \rangle$ axis connecting the position of spin i to the centres of the two tetrahedra that share this spin, J'_{ij} is the exchange interaction between spin vectors i and j , Δ' is the single-ion anisotropy constant, and D' is the magnitude of the dipolar interaction at the nearest-neighbour distance r_1 . The prime superscripts for J'_{ij} , Δ' , and D' indicate that they relate to the classical unit vectors $\hat{\mathbf{S}}_i$, whereas parameters that relate to spin-7/2 quantum operators are denoted as unprimed J_{ij} ,

Δ , and D . To compare our classical parameters with quantum parameters reported in the literature, we assume the relations

$$J'_{ij} = J_{ij}S(S + 1), \quad (8)$$

$$\Delta' = \Delta S^2, \quad (9)$$

$$D' = DS^2, \quad (10)$$

where $S = 7/2$ is the spin quantum number. Since the spin quantum number does not enter into the classical simulations, these relations are necessarily approximate; however, they yield reasonable results in practice. Throughout, we take $D = \mu_0(g\mu_B)^2/4\pi r_1^3 k_B = 0.0496$ K, which is determined by the value of the lattice parameter ($a = 10.44$ Å at 1.1 K, from Rietveld refinement). We also fix $\Delta = 0.14$ K, as determined from electron–spin resonance measurements of the crystal-field levels [13, 14]; this term favours spin alignment perpendicular to the local- $\langle 111 \rangle$ axes. We used grid searches to investigate the effects of the interactions J_1 , J_2 , and J_{3b} shown in figure 1. In each case, we used the Metropolis algorithm to simulate (7). The long-range nature of the dipolar interaction was handled using Ewald summation [33]. This procedure is computationally expensive compared to short-ranged interactions, which places some constraints on maximum system sizes and run lengths. Simulations at 1.1 K were run for 5000 proposed moves per spin for equilibration, starting from random spin arrangements, and snapshots were then taken every $t = 500$ moves. The spin autocorrelation function was measured to check that these snapshots were essentially uncorrelated, with $\langle \mathbf{S}(0) \cdot \mathbf{S}(t) \rangle \lesssim 0.05$. A proposed spin move was defined by (6), with δ chosen so that approximately 50% of proposed moves were accepted. To estimate critical temperatures, we adapted the run lengths to ensure that at least $4t_0$ moves were used for equilibration and $40t_0$ moves for calculating thermodynamic properties, where t_0 is the number of moves required to decorrelate the system (i.e. for $\langle \mathbf{S}(0) \cdot \mathbf{S}(t) \rangle$ to fall to 0). The transition temperature was then estimated from the location of the discontinuity in the specific heat. In the same way as for the RMC refinements, Monte Carlo simulations were performed using spin configurations of size $6 \times 6 \times 6$ conventional unit cells (3456 spins), which was the largest computationally-feasible system size, and 80 separate simulations were averaged to calculate, e.g. scattering patterns.

4. Results and discussion

4.1. Fits

Our experimental neutron-scattering data and fits are shown in figure 2(a). The main features of the data are a broad and asymmetric peak centred at $Q \approx 1.1$ Å⁻¹, and a decrease in scattering intensity to approximately zero as $Q \rightarrow 0$, indicating that strong antiferromagnetic correlations persist over short distances. The RMC refinement yields excellent agreement with the experimental data ($\chi^2/N_d = 1.6$); such good agreement is expected because the refinement is not constrained by a specific interaction model. Turning to Monte Carlo

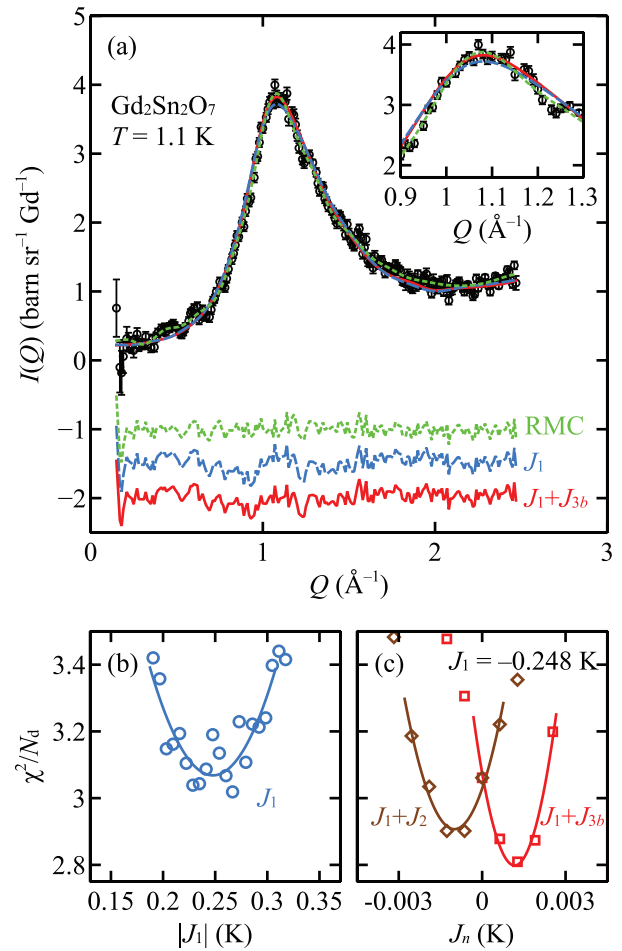


Figure 2. (a) Experimental neutron-scattering data collected on $\text{Gd}_2\text{Sn}_2\text{O}_7$ at 1.1 K (black circles) and fits from reverse Monte Carlo refinement (green dotted line), J_1 -only interaction model (blue dashed line), and $J_1 + J_{3b}$ interaction model (red solid line). The residuals (data–fit) are shown beneath the data curve (colours and line styles as above). The inset shows the diffuse peak on an expanded scale. (b) Dependence of the goodness-of-fit parameter χ^2/N_d on the value of the nearest-neighbour interaction J_1 (blue circles). (c) Dependence of χ^2/N_d on the value of the next-nearest-neighbour interaction J_2 , keeping $J_1 = -0.248$ K and $J_{3b} = 0$ fixed (brown diamonds), and dependence of χ^2/N_d on the value of the third-neighbour interaction J_{3b} , keeping $J_1 = -0.248$ K and $J_2 = 0$ fixed (red squares). Solid lines are quadratic fits.

simulations of the model Hamiltonian (7), we first vary the value of J_1 to obtain the best fit, keeping all further-neighbour interactions equal to zero; we call this the ‘ J_1 -only model’. Figure 2(b) shows the dependence of χ^2/N_d on the value of J_1 . The best fit is obtained for $J_1 = -0.248(9)$ K, which is similar to published values obtained from the magnetic susceptibility [34] and magnetic specific heat [14]. The quality of the fit ($\chi^2/N_d = 3.1$) is already good despite the exclusion of further-neighbour interactions, which suggests that such interactions are indeed small, as previously proposed [19, 35]. However, the shape of the main peak is not perfectly reproduced by the J_1 -only model (inset to figure 2(a)). Moreover, the transition temperature we obtain for the J_1 -only model, 0.76(2) K, is significantly lower than the experimental result $T_N = 1.0$ K. These results indicate that further-neighbour interactions

may still play a role. An analysis of the exchange pathways [18] suggests that the most important such interactions are likely to be J_2 and J_{3b} . We therefore investigate the effect of including either J_2 or J_{3b} interactions in addition to J_1 , keeping $J_1 = -0.248$ K constant in each case. Figure 2(c) shows the dependence of χ^2/N_d on the value of J_2 or J_{3b} . The best fit is obtained for either antiferromagnetic values of J_2 (with $J_{3b} \equiv 0$), or ferromagnetic values of J_{3b} (with $J_2 \equiv 0$). For $J_{3b} = 0.00127$ K, the model transition temperature is increased to 0.88(2) K, in considerably better agreement with the experimental value. We have not attempted a two-parameter fit of J_1 and J_2 or J_{3b} simultaneously, due to the computational expense involved, but note that the optimal values of J_2 and J_{3b} obtained for fixed J_1 are extremely small—approximately 0.5% of J_1 . The smaller degree of scatter evident in figure 2(c) compared to figure 2(b) may occur because the ordering transition is less strongly first order for non-zero J_2 or J_{3b} [36]. We interpret these results in terms of the mean-field phase diagram of the dipolar pyrochlore antiferromagnet given in [18]. For $J_2 = J_{3b} = 0$, the system lies on a boundary between competing ordering wave-vectors at the mean-field level [15]. For ferromagnetic J_2 or antiferromagnetic J_{3b} , the first ordered state has non-zero \mathbf{k} , whereas for antiferromagnetic J_2 or ferromagnetic J_{3b} —as we find for $\text{Gd}_2\text{Sn}_2\text{O}_7$ —the system robustly shows $\mathbf{k} = (000)$ order at the mean-field level [18, 35]. Since $\text{Gd}_2\text{Sn}_2\text{O}_7$ actually shows $\mathbf{k} = (000)$ order, our results suggest two conclusions. First, powder-averaged magnetic diffuse-scattering data can be sensitive to very small further-neighbour exchange interactions. Second, the $\mathbf{k} = (000)$ order observed experimentally in $\text{Gd}_2\text{Sn}_2\text{O}_7$ is stabilised by further-neighbour interactions, and not just by terms beyond mean-field level in a J_1 -only model.

4.2. Spin anisotropy

With both RMC refinements and interaction parameters in hand, we now investigate the correlated paramagnetic phase of $\text{Gd}_2\text{Sn}_2\text{O}_7$. In what follows, we will consider the RMC refinements, the J_1 -only model, and the $J_1 + J_{3b}$ model (taking $J_{3b} = 0.00127$ K). As a starting point, we consider the distribution of spin orientations with respect to the lattice. We expect that spins are oriented perpendicular to their local $\hat{\mathbf{z}} \in \frac{1}{\sqrt{3}}\langle 111 \rangle$ axes, because this is favoured by both the dipolar and single-ion terms. Figure 3 shows the distribution of $\hat{\mathbf{S}} \cdot \hat{\mathbf{z}}$ obtained from RMC refinements, and the J_1 and $J_1 + J_{3b}$ models. As anticipated, all show preferential spin alignment perpendicular to $\hat{\mathbf{z}}$. Stereographic projections (not shown) revealed an isotropic distribution of spin orientations perpendicular to $\hat{\mathbf{z}}$, consistent with the absence of symmetry breaking or bond-dependent interactions. On the one hand, the degree of anisotropy is stronger for the interaction models than for the RMC refinements, which may occur because RMC produces the most disordered (i.e. most isotropic) spin arrangements compatible with experimental data [31]. On the other hand, the RMC results highlight that a significant degree of anisotropy is required to match the powder data shown in figure 2.

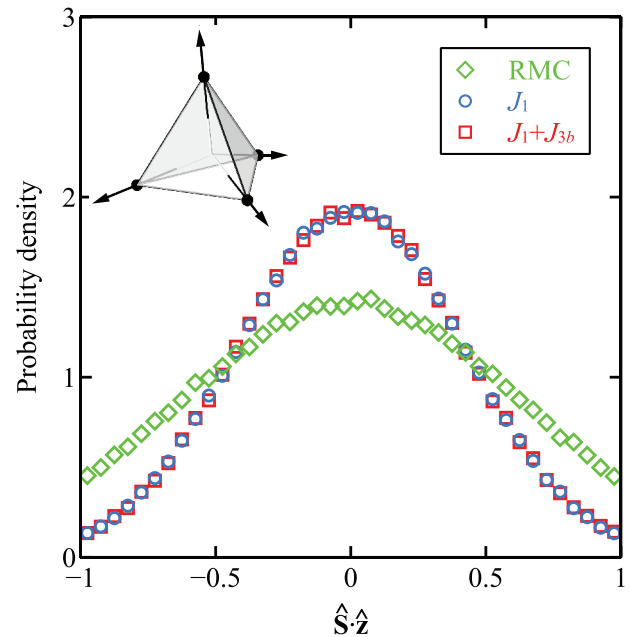


Figure 3. Probability distribution of the projection of normalised spins onto their local $\langle 111 \rangle$ axes $\hat{\mathbf{z}}$, showing results from reverse Monte Carlo refinement (green diamonds), J_1 -only interaction model (blue circles), and $J_1 + J_{3b}$ interaction model (red squares). The distribution function is normalised so that the area under each curve is equal to unity. The directions of the $\hat{\mathbf{z}}$ axes for each site on a tetrahedron are shown as black arrows in the inset (top left).

4.3. Spin correlations: reciprocal space

We now turn to the spin-pair correlations, which we consider first in reciprocal space. While the RMC refinements are driven by fitting to powder data, calculation of the single-crystal $I(\mathbf{Q})$ is possible because a three-dimensional spin configuration is obtained; we have shown previously [30] that the additional constraints of fixed atomic positions and equal spin lengths means that this reconstruction is usually successful in practice. Figure 4(a) shows $I(\mathbf{Q})$ from RMC refinement, and figures 4(b) and (c) show $I(\mathbf{Q})$ from the J_1 -only and $J_1 + J_{3b}$ models, respectively. In all cases, the scattering in the (hhl) plane was calculated from the relevant spin configurations by applying (1). The dominant features—observed in both RMC refinements and model calculations—are rods of diffuse-scattering intensity along $[111]$ reciprocal-space directions. We confirmed that this description in terms of rods is correct by calculating $I(\mathbf{Q})$ in all three dimensions of reciprocal space. The similarity of the results from RMC refinements and model simulations (figure 4) indicates that it is very likely that rods of diffuse scattering would be observed if experiments were performed on single-crystal samples of $\text{Gd}_2\text{Sn}_2\text{O}_7$. In addition to the rods themselves, diffuse peaks occur at positions where several rods intersect, which are also the positions of magnetic Bragg peaks in the Palmer–Chalker state. The strongest such peaks occur at $\{002\}$ positions, where four rods intersect (two of which lie within the (hhl) plane shown in figure 4). Weaker peaks are observed at $\{111\}$ positions, where two rods intersect (one of which lies within the (hhl) plane). The $\{111\}$ and $\{002\}$ peaks are strongest for the $J_1 + J_{3b}$ calculation, which

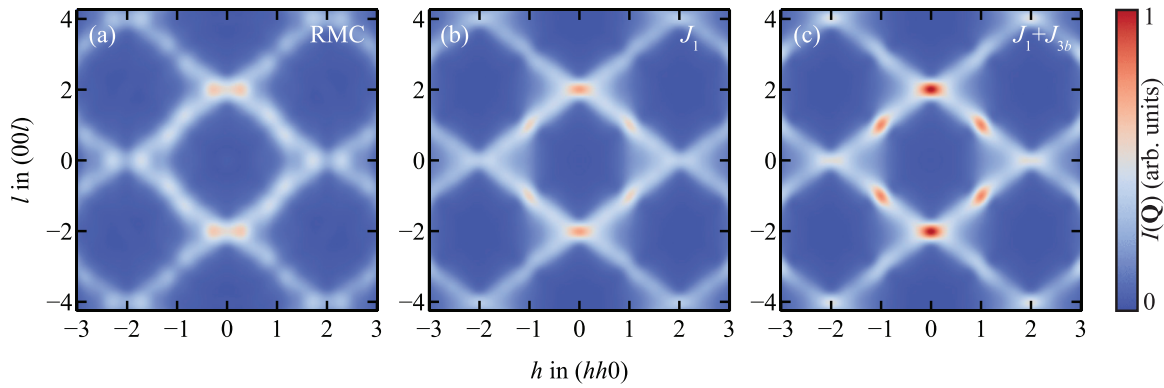


Figure 4. Calculated single-crystal magnetic diffuse-scattering intensity $I(\mathbf{Q})$ in the (hhl) reciprocal-space plane at 1.1 K, showing calculations from (a) reverse Monte Carlo refinement to experimental powder data; (b) J_1 -only model; and (c) $J_1 + J_{3b}$ model. All calculations are shown on the same intensity scale, and the $m\bar{3}m$ diffraction symmetry appropriate for $\text{Gd}_2\text{Sn}_2\text{O}_7$ above its magnetic ordering temperature has been applied.

may indicate the development of critical fluctuations associated with antiferromagnetic $\mathbf{k} = (000)$ order, as we discuss in more detail below. Interestingly, very similar $[111]$ rods of diffuse scattering were observed in the ferromagnetic ‘quantum spin ice’ candidate $\text{Yb}_2\text{Ti}_2\text{O}_7$, with the important difference that in that material the rods intersect at the (000) and $\{222\}$ positions [37–39]—i.e. those associated with ferromagnetic $\mathbf{k} = (000)$ order.

4.4. Spin correlations: real space

To explain the diffuse-scattering features shown in figure 4, we consider the spin correlations in real space. In general, one-dimensional features (rods) in reciprocal space are generated by two-dimensional (planar) correlations in real space, where the real-space plane is perpendicular to the reciprocal-space rod. Hence, we look for correlations in $\{111\}$ planes in real space. Each of the four $\{111\}$ planes contains 50% of the nearest-neighbour vectors \mathbf{r}_1 , 25% of the next-nearest-neighbour vectors \mathbf{r}_2 , and 50% of the cross-hexagon vectors \mathbf{r}_{3b} . We therefore expect that the diffuse rods may be associated with strong correlations along \mathbf{r}_1 and/or \mathbf{r}_{3b} directions, because these are the most strongly represented directions within $\{111\}$ planes. To test this hypothesis, we define the spin correlation function

$$\langle \mathbf{S}(\mathbf{0}) \cdot \mathbf{S}(\mathbf{r}) \rangle = \frac{1}{N} \sum_{i=1}^N \sum_{j=1}^{Z_{\mathbf{r}}} \frac{\hat{\mathbf{S}}_i \cdot \hat{\mathbf{S}}_j}{Z_{\mathbf{r}}}, \quad (11)$$

which is the scalar product of a normalised spin with its neighbour at vector separation \mathbf{r} , averaged over the $Z_{\mathbf{r}}$ symmetry-equivalent neighbours and N spins as centres. Figure 5 shows $\langle \mathbf{S}(\mathbf{0}) \cdot \mathbf{S}(\mathbf{r}) \rangle$ parallel to nearest-neighbour, next-nearest neighbour, and cross-hexagon directions (i.e. $\mathbf{r} = n\mathbf{r}_1$, $n\mathbf{r}_2$, and $n\mathbf{r}_{3b}$, respectively, where n is an integer). The sign of $\langle \mathbf{S}(\mathbf{0}) \cdot \mathbf{S}(n\mathbf{r}_1) \rangle$ alternates according to $(-1)^n$ —a likely consequence of the dominant antiferromagnetic nearest-neighbour exchange interactions—whereas the sign of $\langle \mathbf{S}(\mathbf{0}) \cdot \mathbf{S}(n\mathbf{r}_2) \rangle$ is positive for all n . Over comparable distances, the correlations parallel to \mathbf{r}_1 are of much greater magnitude than those parallel to \mathbf{r}_2 and \mathbf{r}_{3b} . These trends are consistent across the RMC, J_1 -only, and

$J_1 + J_{3b}$ models; taking the J_1 -only model as an example, the ratios $\left| \frac{\langle \mathbf{S}(\mathbf{0}) \cdot \mathbf{S}(\mathbf{r}_1) \rangle}{\langle \mathbf{S}(\mathbf{0}) \cdot \mathbf{S}(\mathbf{r}_2) \rangle} \right| = 5.85(6)$, and $\left| \frac{\langle \mathbf{S}(\mathbf{0}) \cdot \mathbf{S}(2\mathbf{r}_1) \rangle}{\langle \mathbf{S}(\mathbf{0}) \cdot \mathbf{S}(\mathbf{r}_2) \rangle} \right| = 2.86(4)$. It is interesting to compare our results for $\text{Gd}_2\text{Sn}_2\text{O}_7$ with a model containing nearest-neighbour Heisenberg exchange interactions only (i.e. $D = 0$ and $\Delta = 0$ in (7)). This model is a paradigm of frustrated magnetism: its scattering pattern shows ‘pinch point’ features and does *not* show rods of diffuse scattering [8, 9, 40, 41]. Our Monte Carlo simulations of this model at $T \ll J$ reveal that it shows much smaller ratios of 2.733(9) and 0.732(7), respectively. We therefore suggest that rods of diffuse scattering in $\text{Gd}_2\text{Sn}_2\text{O}_7$ are a consequence of strong antiferromagnetic correlations along \mathbf{r}_1 directions.

We now ask whether the incipient $\mathbf{k} = (000)$ ordering is evident in real space. As noted above, the correlations along \mathbf{r}_1 and \mathbf{r}_2 directions are similar for all the models we consider. Correlations along the \mathbf{r}_{3b} directions are always very small, probably because they are particularly strongly frustrated: the Palmer–Chalker structure shows ferromagnetic spin alignment at \mathbf{r}_{3b} (figure 1), whereas antiferromagnetic J_1 favours antiferromagnetic alignment. Despite their small magnitudes, the correlations along \mathbf{r}_{3b} differ strongly between models. The RMC model shows ferromagnetic correlation at \mathbf{r}_{3b} followed by antiferromagnetic correlations at $n\mathbf{r}_{3b}$ with $n > 1$; the J_1 -only model shows the opposite trend; and the $J_1 + J_{3b}$ model shows ferromagnetic correlations at all $n\mathbf{r}_{3b}$. Hence, $\langle \mathbf{S}(\mathbf{0}) \cdot \mathbf{S}(n\mathbf{r}_{3b}) \rangle$ for the $J_1 + J_{3b}$ model resembles the Palmer–Chalker state, and also resembles the RMC result more closely than the J_1 -only model. These results suggest that spin correlations along \mathbf{r}_{3b} directions can be particularly sensitive to the structure-directing effects of further-neighbour interactions. To assess this effect in more detail, we fitted $|\langle \mathbf{S}(\mathbf{0}) \cdot \mathbf{S}(\mathbf{r}) \rangle|$ along different directions. The correlation function does not follow a simple exponential decay, but can be reasonably well described by a stretched-exponential form, $|\langle \mathbf{S}(\mathbf{0}) \cdot \mathbf{S}(\mathbf{r}) \rangle| = \exp\left[-\left(\frac{|\mathbf{r}|}{\xi}\right)^\zeta\right]$, with different values of the correlation length ξ and stretching exponent ζ along each direction. As anticipated, the correlation lengths decrease in the order $\xi(\mathbf{r}_1) > \xi(\mathbf{r}_2) \gg \xi(\mathbf{r}_{3b})$; e.g. for the J_1 -only model, we obtain values of 2.582(4) Å, 0.90(5) Å, and 0.02(2) Å, respectively. The stretching exponents also decrease

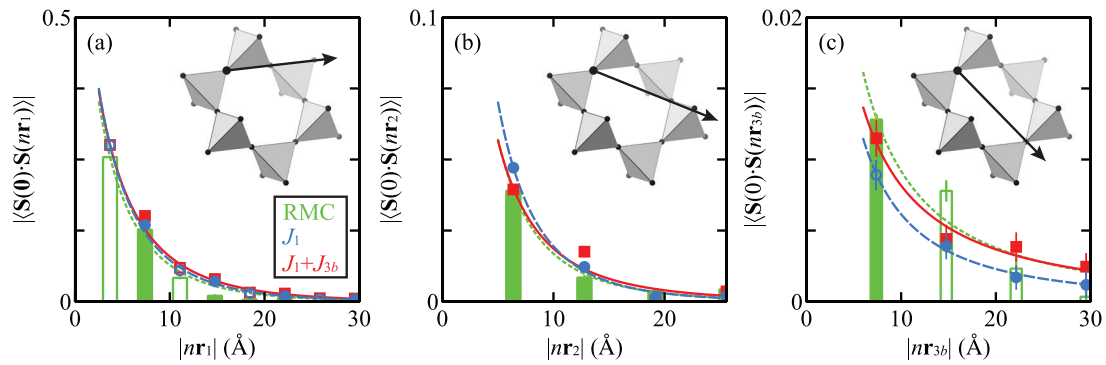


Figure 5. Spin correlation functions along high-symmetry directions in real space, showing (a) correlations parallel to nearest-neighbour vectors \mathbf{r}_1 ; (b) correlations parallel to next-nearest-neighbour vectors \mathbf{r}_2 ; and (c) correlations parallel to cross-hexagon vectors \mathbf{r}_{3b} . In (a), (b), and (c), the direction along which spin correlations are plotted is indicated by the black arrow in the diagram (top right); note the different vertical scale in each panel. Results from reverse Monte Carlo refinements to experimental data are shown as green bars, calculations from the J_1 -only model are shown as blue circles, and calculations from the $J_1 + J_{3b}$ model are shown as red squares. Ferromagnetic (positive) correlations are shown as solid bars or symbols, and antiferromagnetic (negative) correlations as hollow bars or symbols. Lines show stretched-exponential fits (colours as above).

in the order $\zeta(\mathbf{r}_1) > \zeta(\mathbf{r}_2) \gg \zeta(\mathbf{r}_{3b})$; e.g. for the J_1 -only model, we obtain exponents of 0.710(2), 0.57(2), and 0.26(5), respectively. Physically, this means that correlations along \mathbf{r}_1 directions are most similar to the exponential decay expected in a conventional paramagnet, whereas correlations along \mathbf{r}_{3b} directions rapidly decay to a value close to zero but have a ‘long tail’ at large distances. It is natural to identify the correlations along \mathbf{r}_{3b} directions with critical fluctuations, because they have a long-range component and are sensitive to the incipient ordered state. Hence, our results suggest that correlations in $\text{Gd}_2\text{Sn}_2\text{O}_7$ are highly anisotropic in real space, with critical fluctuations occurring selectively along \mathbf{r}_{3b} directions. These results are very different to $\text{Yb}_2\text{Ti}_2\text{O}_7$, which shows nearly isotropic behaviour of the spin-correlation function despite also showing rods of diffuse scattering [38], a difference that may perhaps be related to the much weaker dipolar interaction in $\text{Yb}_2\text{Ti}_2\text{O}_7$ [42].

5. Conclusions

Our results suggest several avenues for future work. First, single-crystal neutron scattering experiments would allow a direct experimental test of our prediction of rod-like diffuse-scattering features. Such experiments are challenging, however, because of the difficulty of preparing large single crystals of $\text{Gd}_2\text{Sn}_2\text{O}_7$ and the large neutron-absorption cross-section of natural Gd. Perhaps more feasibly, a future study of the temperature evolution of the diffuse scattering should place even tighter constraints on the energy scales of the magnetic interactions. Our observation that the powder diffuse-scattering profile is sensitive to the weak further-neighbour interactions that select a particular ordered state may be relevant to the related materials $\text{Gd}_2\text{Pb}_2\text{O}_7$ [43], $\text{Gd}_2\text{Pt}_2\text{O}_7$ [44], and $\text{Gd}_2\text{Ti}_2\text{O}_7$, in which the nature of the magnetic order is not yet conclusively established [7, 45, 46]. Careful measurement of the powder $I(Q)$ could allow accurate determination of the further-neighbour exchange interactions, allowing the nature of long-range order to

be predicted in these systems. This may be more straightforward for $\text{Gd}_2\text{Ti}_2\text{O}_7$, because its smaller lattice constant (10.17 Å [7] *versus* 10.44 Å in $\text{Gd}_2\text{Sn}_2\text{O}_7$) indicates that further-neighbour exchange interactions may play a more important role. Finally, a fuller understanding of the weak further-neighbour interactions $\text{Gd}_2\text{Sn}_2\text{O}_7$ may prove important to model the complex sequence of magnetic phase transitions it exhibits as a function of applied magnetic field [47].

Acknowledgments

We are grateful to Andrew Goodwin and Martin Mourigal for valuable discussions. The work at the Georgia Institute of Technology (JAMP) was supported by the College of Sciences and the Executive Vice-President for Research. GE acknowledges funding by the Scientific User Facilities Division, Office of Basic Energy Sciences, US Department of Energy. We gratefully acknowledge the ILL cryogenics team for technical support.

References

- [1] Bramwell S T and Gingras M J 2001 *Science* **294** 1495
- [2] Castelnovo C, Moessner R and Sondhi S L 2008 *Nature* **451** 42
- [3] Gardner J S, Dunsiger S R, Gaulin B D, Gingras M J P, Greedan J E, Kiefl R F, Lumsden M D, MacFarlane W A, Raju N P, Sonier J E, Swainson I and Tun Z 1999 *Phys. Rev. Lett.* **82** 1012
- [4] Fennell T, Kenzelmann M, Roessli B, Haas M K and Cava R J 2010 *Phys. Rev. Lett.* **109** 017201
- [5] Petit S, Lhotel E, Canals B, Ciomaga Hatnean M, Ollivier J, Mutka H, Ressouche E, Wildes A R, Lees M R and Balakrishnan G 2016 *Nat. Phys.* **12** 746
- [6] Champion J D M, Wills A S, Fennell T, Bramwell S T, Gardner J S and Green M A 2001 *Phys. Rev. B* **64** 140407
- [7] Stewart J R, Ehlers G, Wills A S, Bramwell S T and Gardner J S 2004 *J. Phys.: Condens. Matter.* **16** L321
- [8] Moessner R and Chalker J T 1998 *Phys. Rev. B* **58** 12049

- [9] Moessner R and Chalker J 1998 *Phys. Rev. Lett.* **80** 2929
- [10] Canals B and Lacroix C 1998 *Phys. Rev. Lett.* **80** 2933
- [11] Kennedy B J, Hunter B A and Howard C J 1997 *J. Solid State Chem.* **130** 58
- [12] Bondah-Jagalu V and Bramwell S T 2001 *Can. J. Phys.* **79** 1381
- [13] Glazkov V N, Smirnov A I, Sanchez J P, Forget A, Colson D and Bonville P 2006 *J. Phys.: Condens. Matter.* **18** 2285
- [14] Sosin S S, Prozorova L A, Bonville P and Zhitomirsky M E 2009 *Phys. Rev. B* **79** 014419
- [15] Raju N P, Dion M, Gingras M J P, Mason T E and Greedan J E 1999 *Phys. Rev. B* **59** 14489
- [16] Palmer S E and Chalker J T 2000 *Phys. Rev. B* **62** 488
- [17] Bonville P, Hodges J A, Ocio M, Sanchez J P, Vulliet P, Sosin S and Braithwaite D 2003 *J. Phys.: Condens. Matter.* **15** 7777
- [18] Wills A S, Zhitomirsky M E, Canals B, Sanchez J P, Bonville P, de Réotier P D and Yaouanc A 2006 *J. Phys.: Condens. Matter.* **18** L37
- [19] Stewart J R, Gardner J S, Qiu Y and Ehlers G 2008 *Phys. Rev. B* **78** 132410
- [20] Bertin E, Bonville P, Bouchaud J-P, Hodges J, Sanchez J and Vulliet P 2002 *Eur. Phys. J. B* **27** 347
- [21] Quilliam J A, Ross K A, Del Maestro A G, Gingras M J P, Corruccini L R and Kycia J B 2007 *Phys. Rev. Lett.* **99** 097201
- [22] Bonville P 2010 *J. Phys.: Conf. Ser.* **217** 012119
- [23] Schärpf O and Capellmann H 1993 *Phys. Status Solidi A* **135** 359
- [24] Stewart J R, Deen P P, Andersen K H, Schober H, Barthélémy J-F, Hillier J M, Murani A P, Hayes T and Lindenau B 2009 *J. Appl. Crystallogr.* **42** 69
- [25] Lovesey S W 1987 *Theory of Neutron Scattering from Condensed Matter: Polarization Effects and Magnetic Scattering* vol 2 (Oxford: Oxford University Press)
- [26] Brown P J 2004 Chapter: Magnetic form factors *International Tables for Crystallography* vol C (Dordrecht: Kluwer) pp 454–60
- [27] Blech I A and Averbach B L 1964 *Physics* **1** 31
- [28] Paddison J A M, Stewart J R and Goodwin A L 2013 *J. Phys.: Condens. Matter.* **25** 454220
- [29] McGreevy R L and Pusztai L 1988 *Mol. Simul.* **1** 359
- [30] Paddison J A M and Goodwin A L 2012 *Phys. Rev. Lett.* **108** 017204
- [31] Tucker M G, Keen D A, Dove M T, Goodwin A L and Hui Q 2007 *J. Phys.: Condens. Matter.* **19** 335218
- [32] McGreevy R L 2001 *J. Phys.: Condens. Matter.* **13** R877
- [33] Wang Z and Holm C 2001 *J. Chem. Phys.* **115** 6351
- [34] Biswas A A and Jana Y 2011 *J. Magn. Magn. Mater.* **323** 3202
- [35] Del Maestro A and Gingras M J P 2007 *Phys. Rev. B* **76** 064418
- [36] Cépas O, Young A P and Shastry B S 2005 *Phys. Rev. B* **72** 184408
- [37] Ross K A, Ruff J P C, Adams C P, Gardner J S, Dabkowska H A, Qiu Y, Copley J R D and Gaulin B D 2009 *Phys. Rev. Lett.* **103** 227202
- [38] Thompson J D, McClarty P A, Ronnow H M, Regnault L P, Sorge A and Gingras M J P 2011 *Phys. Rev. Lett.* **106** 187202
- [39] Chang L-J, Onoda S, Su Y, Kao Y-J, Tsuei K-D, Yasui Y, Kakurai K and Lees M R 2012 *Nat. Commun.* **3** 992
- [40] Isakov S V, Gregor K, Moessner R and Sondhi S L 2004 *Phys. Rev. Lett.* **93** 167204
- [41] Henley C L 2005 *Phys. Rev. B* **71** 014424
- [42] Ross K A, Savary L, Gaulin B D and Balents L 2011 *Phys. Rev. X* **1** 021002
- [43] Hallas A M, Arevalo-Lopez A M, Sharma A Z, Munsie T, Attfield J P, Wiebe C R and Luke G M 2015 *Phys. Rev. B* **91** 104417
- [44] Hallas A M, Sharma A Z, Cai Y, Munsie T J, Wilson M N, Tachibana M, Wiebe C R and Luke G M 2016 *Phys. Rev. B* **94** 134417
- [45] Glazkov V N, Marin C and Sanchez J-P 2006 *J. Phys.: Condens. Matter.* **18** L429
- [46] Glazkov V N, Zhitomirsky M, Smirnov A I, Marin C, Sanchez J-P, Forget A, Colson D and Bonville P 2007 *J. Phys.: Condens. Matter.* **19** 145271
- [47] Freitas R S and Gardner J S 2011 *J. Phys.: Condens. Matter.* **23** 164215