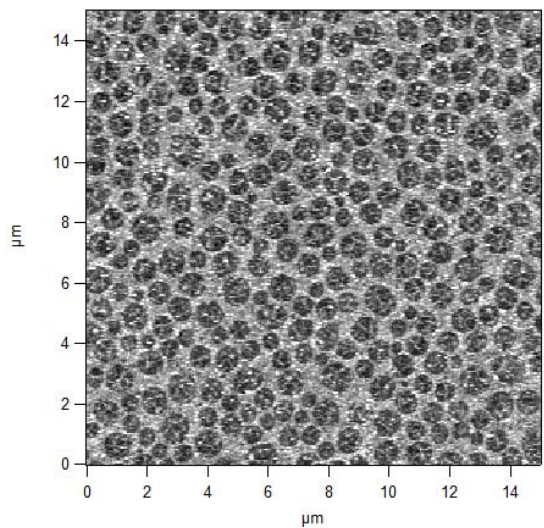
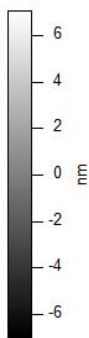

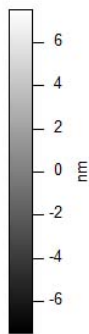


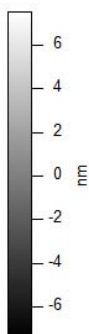
File: GOGA1b_0001
 DataType: HeightRetraceMod0
 ScanSize: 5.00 μm
 ScanRate: 0.50 Hz
 ScanPoints: 256
 ScanLines: 256
 ImagingMode: 1
 Date: Wed, Jul 28, 2010
 Time: 10:31:41 AM
 ImageNote: GO on GaAs - HCl treated GaAs

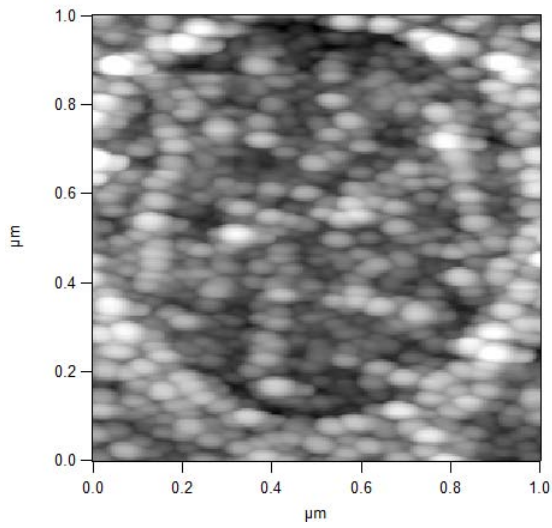


File: GOGA1b_0002
 DataType: HeightRetraceMod0
 ScanSize: 15.00 μm
 ScanRate: 0.50 Hz
 ScanPoints: 256
 ScanLines: 256
 ImagingMode: 1
 Date: Wed, Jul 28, 2010
 Time: 10:41:59 AM
 ImageNote: GO on GaAs - HCl treated GaAs

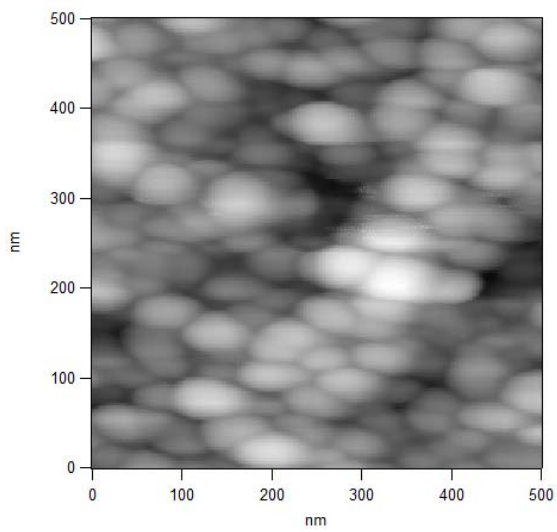


File: GOGA1b_0003
 DataType: HeightRetraceMod0
 ScanSize: 5.00 μm
 ScanRate: 1.00 Hz
 ScanPoints: 256
 ScanLines: 256
 ImagingMode: 1
 Date: Wed, Jul 28, 2010
 Time: 10:46:19 AM
 ImageNote: GO on GaAs - HCl treated GaAs





File: GOGA1b_0004
DataType: HeightRetraceMod0
ScanSize: 1.00 μm
ScanRate: 1.00 Hz
ScanPoints: 256
ScanLines: 256
ImagingMode: 1
Date: Wed, Jul 28, 2010
Time: 10:50:40 AM
ImageNote: GO on GaAs - HCl treated GaAs



File: GOGA1b_0005
DataType: HeightRetraceMod0
ScanSize: 500.00 nm
ScanRate: 1.00 Hz
ScanPoints: 256
ScanLines: 256
ImagingMode: 1
Date: Wed, Jul 28, 2010
Time: 10:55:04 AM
ImageNote: GO on GaAs - HCl treated GaAs