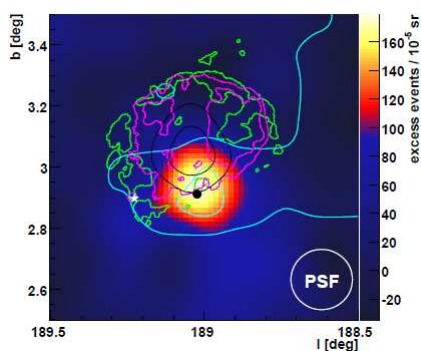




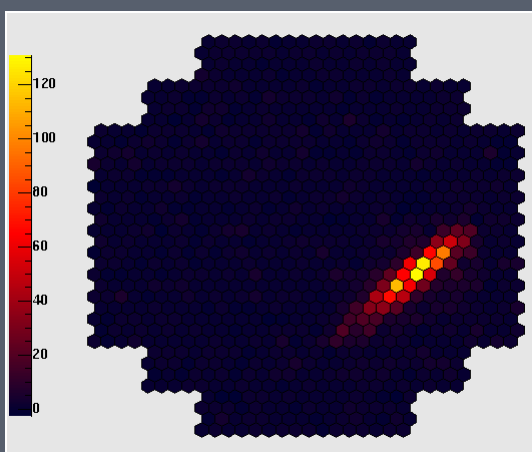
The
University
Of
Sheffield.



ASTROPARTICLE PHYSICS LECTURE 2

Susan Cartwright
University of Sheffield

1



HIGH ENERGY ASTROPARTICLE PHYSICS

Acceleration Mechanisms
Sources
Detection

2

DETECTION OF HIGH ENERGY ASTROPARTICLES

○ Basic principles

- Cosmic rays and high-energy γ s shower in the atmosphere
 - detect light emitted or induced by the shower
 - Cherenkov radiation
 - fluorescence
 - detect shower particles that reach the ground
 - much more likely for hadron-induced showers
- Neutrinos in general don't shower
 - detect products of charged-current interactions (e, μ, τ)
- Ultra-high-energy neutrinos *will* shower in matter
 - acoustic detection of shower energy

3

DETECTION OF AIR SHOWERS

○ Cherenkov radiation

- emitted by charged particles in the shower travelling at speeds $> c/n$ where n is refractive index
 - forward peaked
 - faint, so requires dark skies
 - relatively low energy threshold
 - works for both hadron and photon cascades—basis of ground-based γ -ray astronomy

○ Nitrogen fluorescence

- UV radiation emitted by excited nitrogen molecules
 - isotropic
 - requires dark skies

○ Detection of shower particles on ground

- usually using water Cherenkov detectors
 - higher threshold
 - not dependent on sky conditions
 - works better for hadron-induced showers

4

CHERENKOV RADIATION


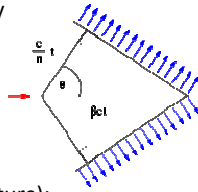
- Radiation emitted by charged particle travelling faster than speed of light in a medium

- wavefronts constructively interfere to produce cone of radiation

- angle of cone given by $\cos \vartheta = 1/\beta n$

- for astroparticle applications usually $\beta \approx 1$

- hence in air $\vartheta \approx 1.3^\circ$ (depends on temperature); in water $\vartheta \approx 41^\circ$ (40° for ice)



5

CHERENKOV RADIATION

- Spectrum of radiation is given by Frank-Tamm formula

$$dE = \frac{\mu(\omega)q^2}{4\pi} \omega \left(1 - \frac{1}{\beta^2 n^2(\omega)} \right) dx d\omega$$


- μ is permeability of medium, n its refractive index, q charge of particle, β its speed, ω emitted angular frequency, x length traversed

- note that $dE \propto \omega$; spectrum is continuous, but in general radiation is most intense at high frequencies

- Threshold given by $\beta > 1/n$

- below this no Cherenkov radiation emitted

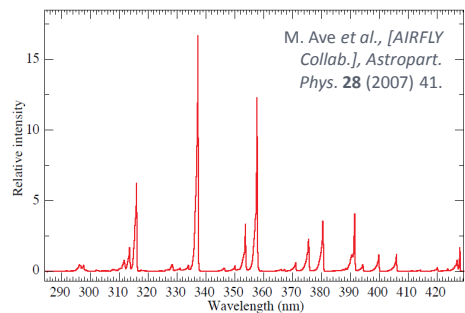
- basis of “threshold Cerenkov counters” used for particle ID in particle physics experiments



6

FLUORESCENCE

- Misnamed!
 - it's really scintillation
- Emitted isotropically
 - in contrast to Cherenkov
- Almost independent of primary particle species
 - exciting particles are mainly e^\pm which are produced by both electromagnetic and hadronic cascades
 - light produced \propto energy deposited in atmosphere
- Emitted light is in discrete lines in near UV
 - detection requires clear skies and nearly moonless nights



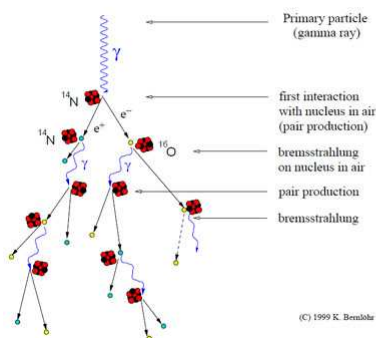
Fluorescence spectrum excited by 3 MeV electrons in dry air

M. Ave et al., [AIRFLY Collab.], *Astropart. Phys.* **28** (2007) 41.

7

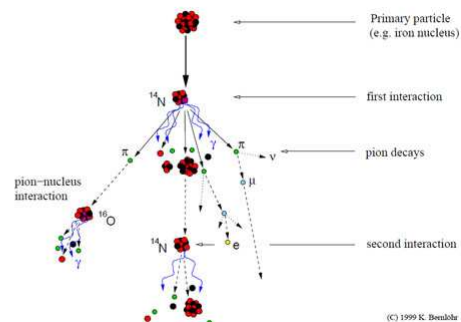
SCHEMATIC OF AIR-SHOWER DEVELOPMENT

Development of gamma-ray air showers



(C) 1999 K. Beuhold

Development of cosmic-ray air showers



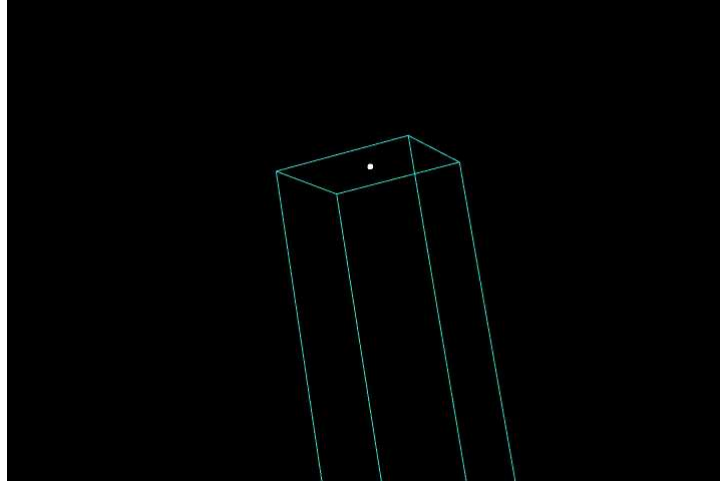
(C) 1999 K. Beuhold

Gamma-induced showers have different particle content and will peak at a different height from hadron-induced showers. They also have a different morphology—note the subshowers in the hadron-induced cascade.

8

AIR SHOWER ANIMATION

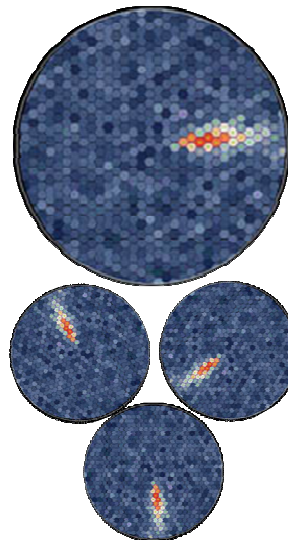
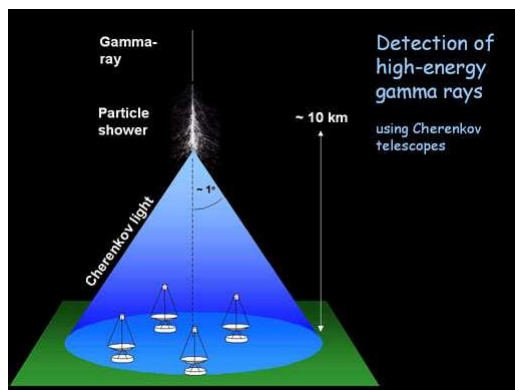
<http://astro.uchicago.edu/cosmus/projects/aires>
Ave, Surendran, Yamamoto, Landsberg, SubbaRao
(animation); Sciutto (AIRES simulation)



9

TeV GAMMA-RAY ASTRONOMY: IMAGING ATMOSPHERIC CHERENKOV TELESOPES

- Principles (from H.E.S.S. website)



10

TeV GAMMA-RAY ASTRONOMY: IMAGING ATMOSPHERIC CHERENKOV TELESOPES

Particle identification


- shower shape
 - broader and less regular for hadron-induced showers
 - narrow cone of direct emission from heavy nucleus

Energy reconstruction

- total Cherenkov light yield \propto energy of primary
- resolution typically 15-20%
- threshold given by

$$E_T \propto \frac{1}{C(\lambda)} \sqrt{\frac{B(\lambda)\Omega\tau}{\eta(\lambda)A}}$$

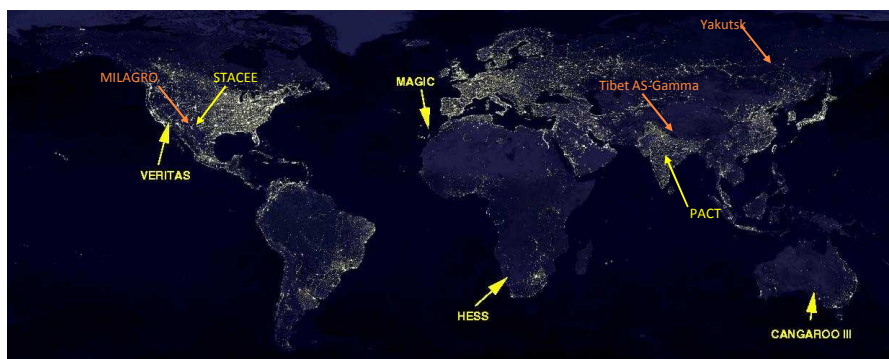
where C is Cherenkov yield, B sky background, η photon collection efficiency, A mirror area, Ω solid angle, τ integration time



Heavy nucleus signal in HESS

11

TeV GAMMA-RAY OBSERVATORIES




Main sites: VERITAS, HESS, CANGAROO III (stereo systems); MAGIC (single dish)

two since
2009

12

IAC TECHNOLOGY: H.E.S.S. (NAMIBIA)



4 telescopes each of 108 m² aperture

Camera array of 2048 pixels (0.07°)

New 30-m telescope under construction
(will reduce energy threshold to 30 GeV)



13

IAC TECHNOLOGY: VERITAS (USA)



Very similar to H.E.S.S.

4 telescopes each 110 m²

499-pixel camera

14

IAC TECHNOLOGY: MAGIC (CANARY ISLANDS)



Larger telescopes (236 m^2), hence lower threshold;
also fast slew to respond to GRB alerts

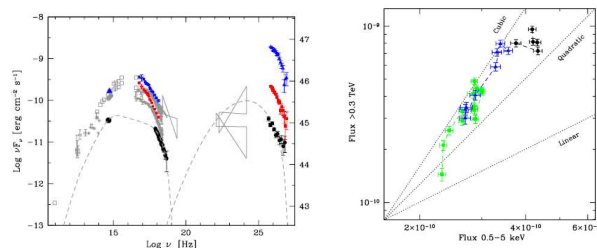
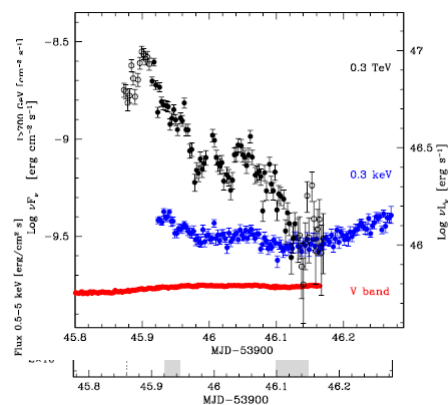
The two telescopes can operate independently

Camera has inner core of 396 $1''$ PMTs,
outer ring of 180 $1.5''$

15

SOME RESULTS

- Some blazar sources seen to vary on very short timescales (few minutes)
 - plots show PKS 2155–304 observed by HESS and Chandra (Aharonian et al., *A&A* 502 (2009) 749)
 - flare is much larger at TeV energies but TeV & x-rays correlated
 - explaining these fast flares is a major challenge for models



16

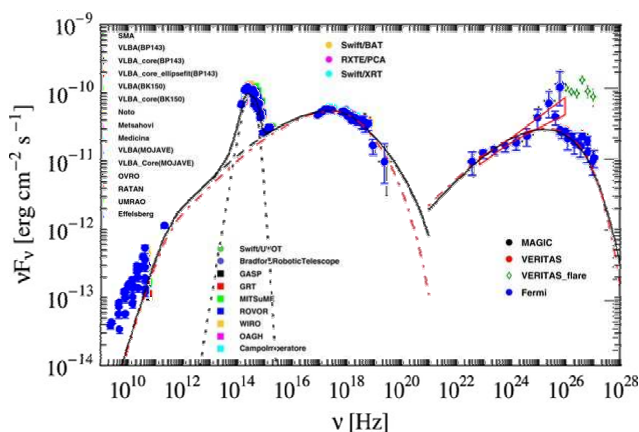
SOME RESULTS

- Multiwavelength study of Mkn 501 (Abdo et al, *ApJ* 727 (2011) 129)

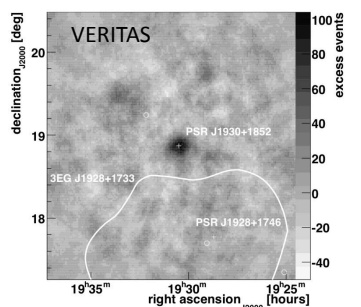
- Note TeV flare seen by VERITAS

- Modelled by one-zone SSC

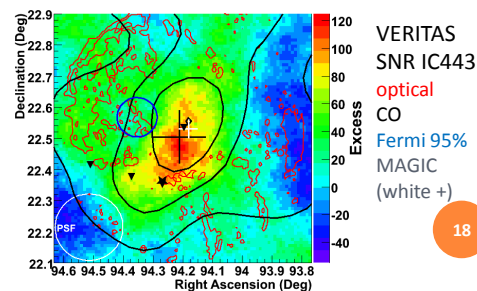
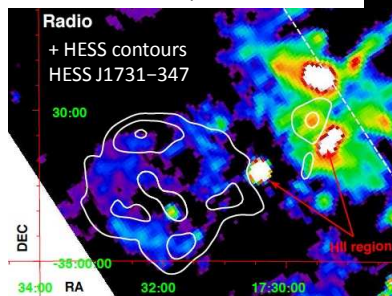
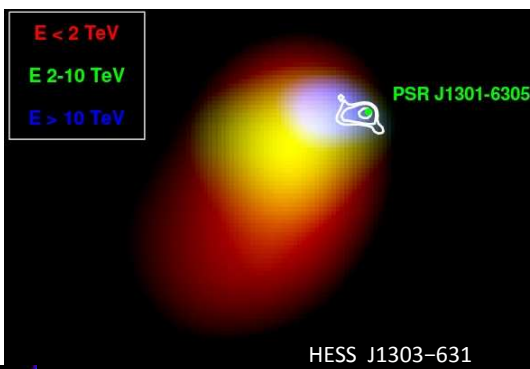
- Fit parameters:
 - jet Doppler factor δ , emitting region radius R , magnetic field B , ratio of electron and magnetic field comoving energy densities η , plus electron spectral distribution (modelled as broken power law in γ_e with exponential cut-off at high energies)
- find $\delta = 12$, $R = 1.3 \times 10^{12}$ km (9 AU), $B = 0.015$ G, $\eta = 56$, $\langle \gamma_e \rangle = 2400$
 - ultrarelativistic electrons in near-equipartition with mildly relativistic protons?
 - consistent with shock acceleration



17

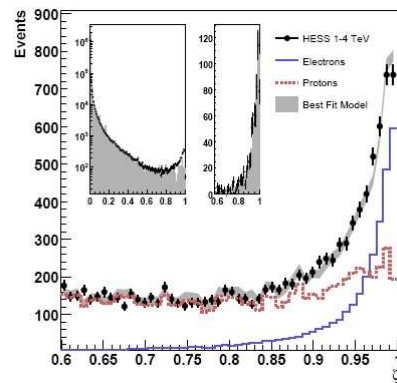


Recent images of TeV sources associated with pulsars and SNRs

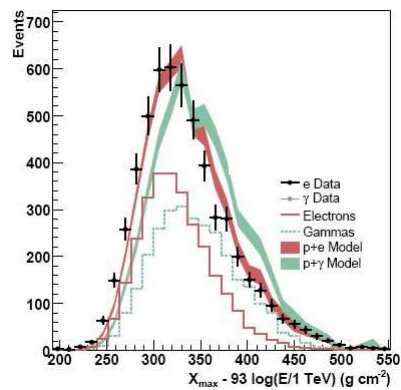


18

HESS AS A DETECTOR OF COSMIC-RAY ELECTRONS

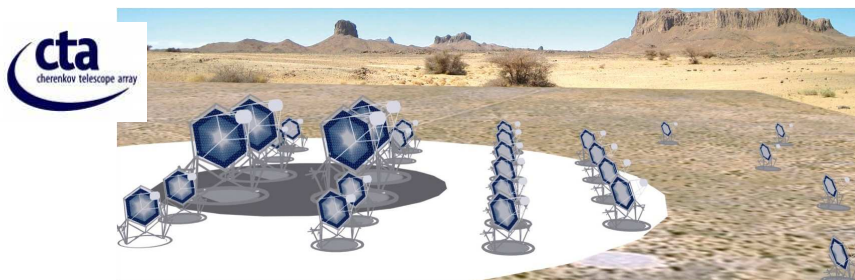


Separation of electron and proton showers using multivariate analysis



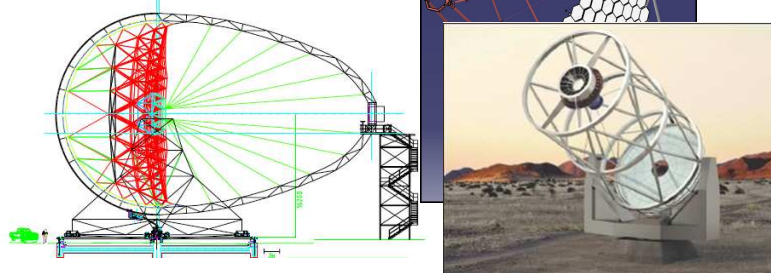
Separation of electron and photon showers using X_{\max} (depth of shower maximum): electrons shower earlier than photons

19



Future facility for TeV gamma-ray astronomy

- three different telescope designs optimised for different energies
- in design phase

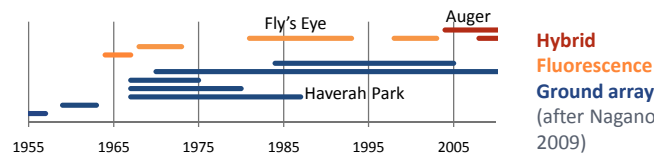
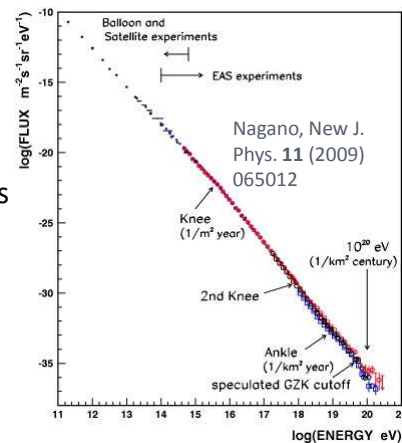


20

COSMIC RAY DETECTORS

Focus in recent years on UHE CRs

- rare, so require very large area detectors
 - fluorescence detectors “see” large effective area, but have limited duty cycle
 - ground-based shower sampling has good duty cycle, but requires genuinely large area coverage to have large effective area



21

GROUND ARRAY TECHNOLOGY

Large area ground arrays consist of multiple small stations whose data are combined to reconstruct the shower

- detector technology scintillator (SUGAR, AGASA) or water Cherenkov (Haverah Park, Auger)
 - some detectors (AGASA, Yakutsk) also include underground muon detectors
- individual detectors need to be robust and self-contained

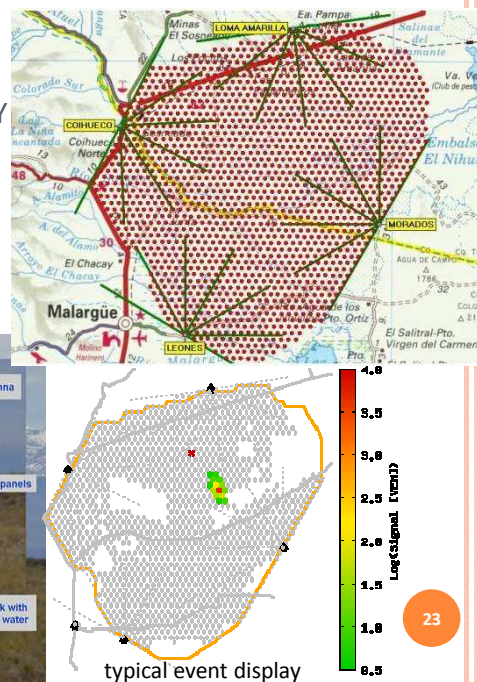
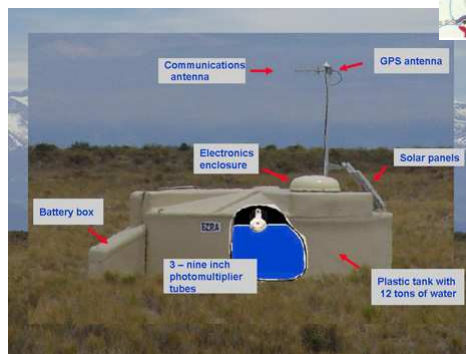
Energy reconstruction by

- conversion from shower size
 - estimated number of electrons, N_e , combined with muons, N_μ , for those experiments with muon detectors
- particle density at a given (large) distance from core
 - smaller fluctuations, and less sensitive to primary particle type, than shower core

22

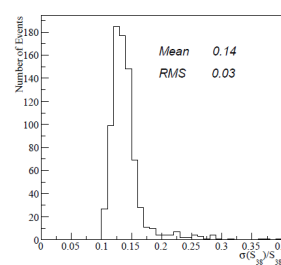
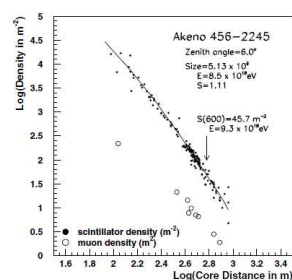
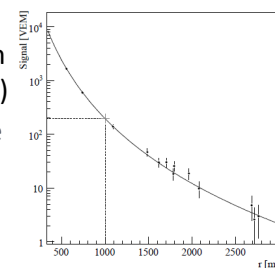
EXAMPLE OF GROUND ARRAY

- Pierre Auger Observatory, Argentina
 - 1600 water Cherenkov tanks
 - solar powered with GPS



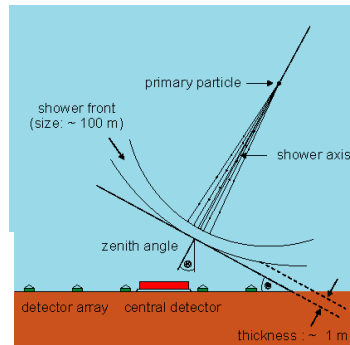
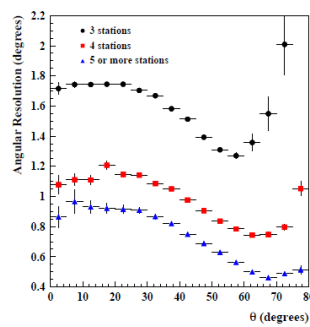
ENERGY RECONSTRUCTION IN GROUND ARRAYS

- Auger fits $S(1000)$, shower density 1 km from core, and corrects for inclination to get $S(38^\circ)$
 - calibrated by comparison with fluorescence
- AGASA used $S(600)$, verified by comparison with N_e and N_μ
- Significant systematic errors ($\sim 20\%$ quoted)



DIRECTION RECONSTRUCTION IN GROUND ARRAYS

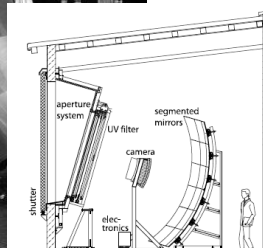
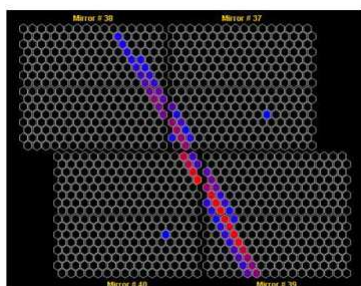
- Direction is reconstructed from arrival time of shower at different ground stations
 - better than 1° if >4 stations fire ($E > 8$ EeV)



25

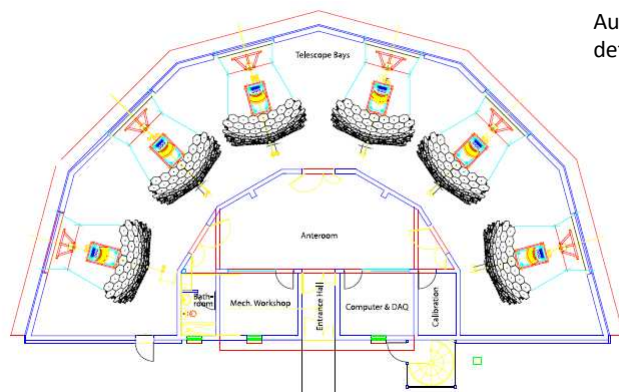
FLUORESCENCE DETECTOR TECHNOLOGY

- Broadly similar to Cherenkov telescope
 - Expect to see "stripe" of light corresponding to shower



26

FLUORESCENCE DETECTOR TECHNOLOGY

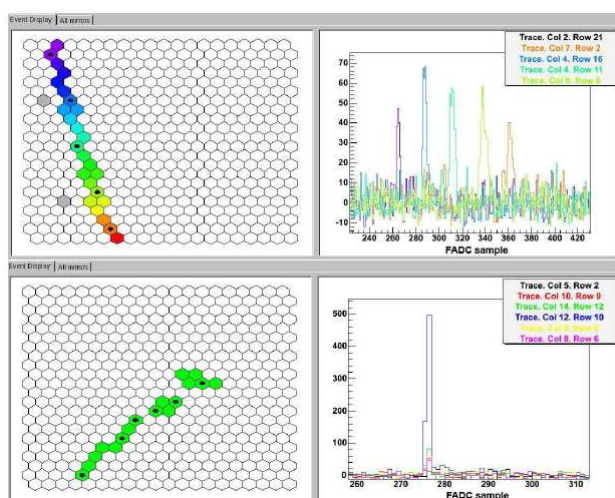


Auger fluorescence detector layout

Auger Coll., *Nucl.Instrum.Meth. A620* (2010) 227

27

BACKGROUND REJECTION



Genuine event with colours showing time progression

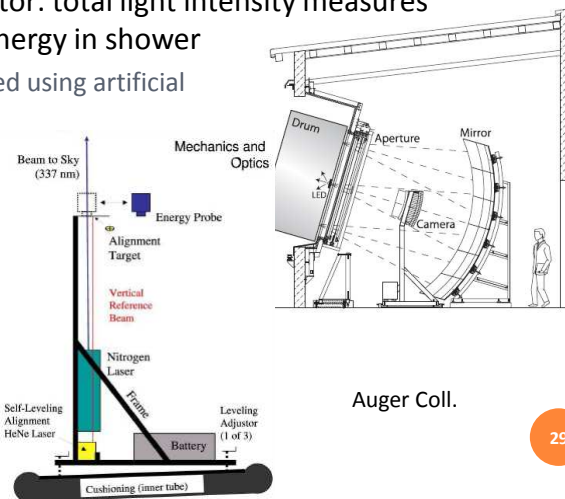
Fake event probably caused by cosmic ray muon interacting directly in detector

28

ENERGY RECONSTRUCTION IN FLUORESCENCE DETECTOR

- Calorimetric detector: total light intensity measures electromagnetic energy in shower

- response calibrated using artificial light source and direct excitation of fluorescence with nitrogen laser



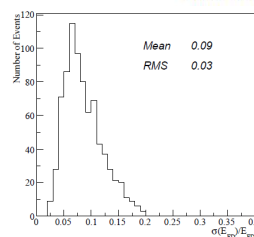
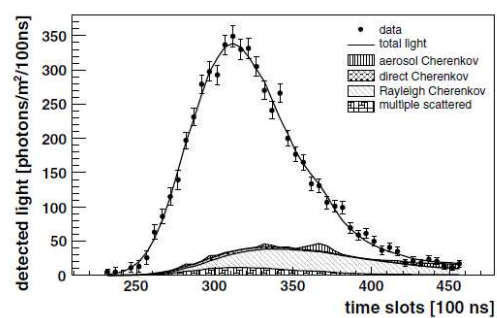
Auger Coll.

29

ENERGY RECONSTRUCTION IN FLUORESCENCE DETECTOR

- Measure longitudinal shower profile

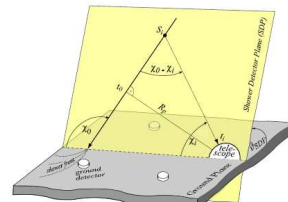
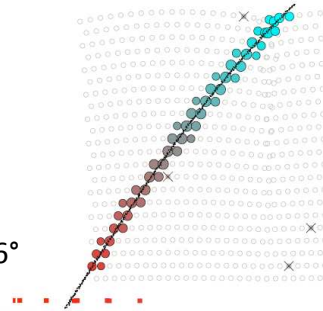
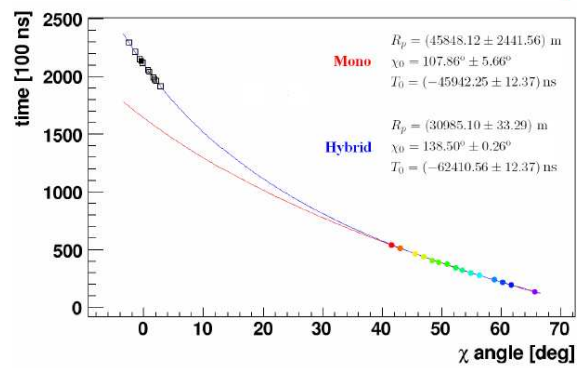
- Fit to standard profile (Gaisser-Hillas function)
- Correct for non-electromagnetic energy
 - resulting statistical error is about 10%
 - good agreement with ground array



30

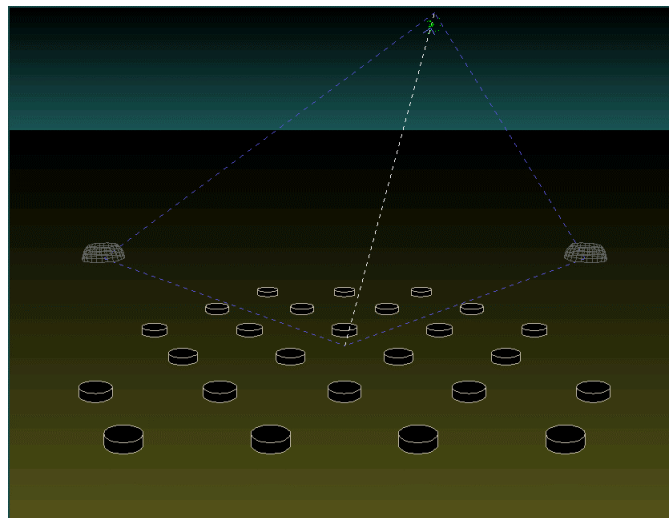
HYBRID DETECTOR RECONSTRUCTION

- Combining detectors improves performance
- Angular resolution in hybrid mode 0.6°



31

HYBRID EVENT SCHEMATIC

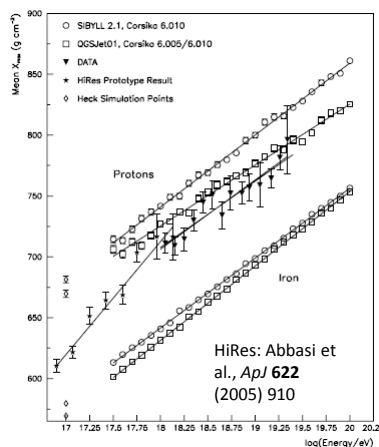
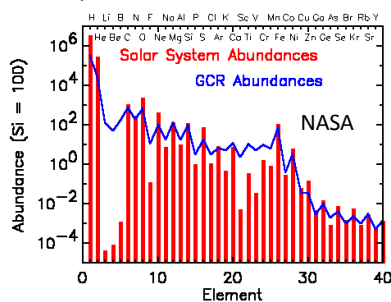


32

PROPERTIES OF PRIMARY COSMIC RAYS: PARTICLE CONTENT

• Particle identification by mean and variance of shower depth X_{\max}

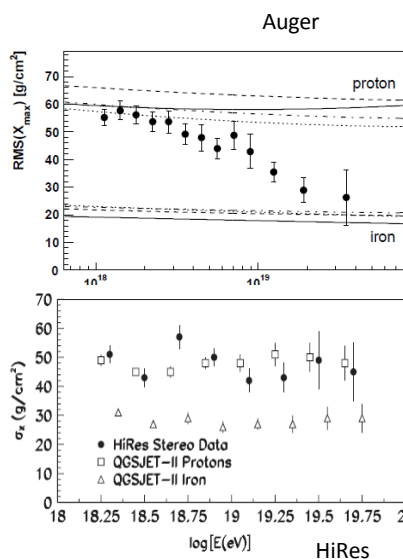
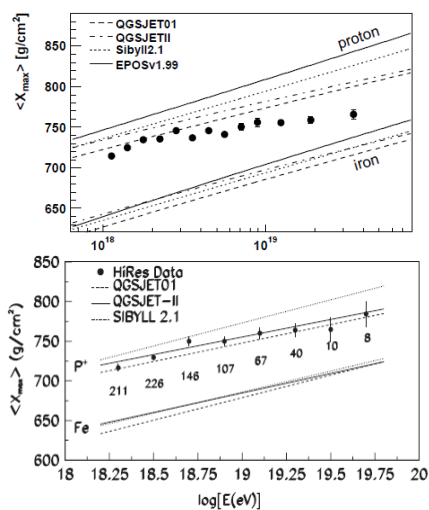
- At low energies similar to solar system, but enhanced in low Z spallation products
- at higher energy nearly pure protons



33

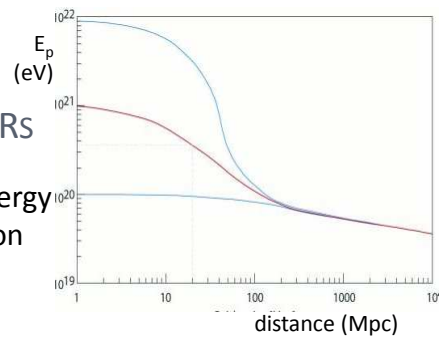
PROPERTIES OF PRIMARY COSMIC RAYS: PARTICLE CONTENT

Some disagreement at highest energies!



ENERGY SPECTRUM OF UHECRS

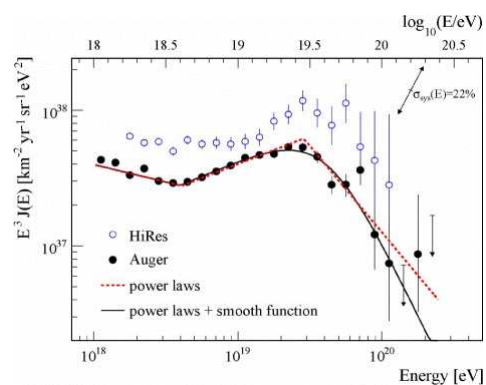
- Expect **GZK cut-off** at high energy owing to pion photoproduction via Δ resonance
 - $\gamma + p \rightarrow \Delta^+ \rightarrow p + \pi^0$ (or $n + \pi^+$)
 - requires $E_\gamma = 145$ MeV (150 MeV) for proton at rest
 - energy of CMB photon $\sim 3 k_B T = 7 \times 10^{-4}$ eV on average
 - so require proton $\gamma \sim 2 \times 10^{11}$, i.e. $E_p \sim 2 \times 10^{20}$ eV
 - this is an overestimate, because protons will see high-energy tail of CMB blackbody—true cutoff is about 5×10^{19} eV
- Result: protons with energies $> 10^{20}$ eV lose energy as they travel
 - effective range of $>$ GZK protons ~ 100 Mpc essentially independent of initial energy



35

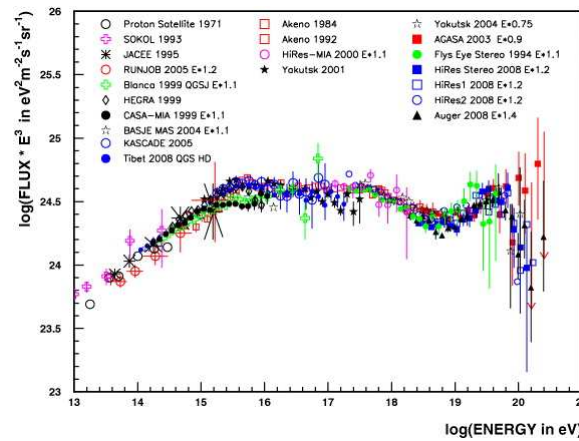
OBSERVATION OF GZK CUTOFF

- Seen by both Auger and HiRes
 - apparent difference is consistent with systematic error in energy scale
- This implies that sources of UHECRs are genuinely astrophysical objects
 - local sources, e.g. decay of some kind of superheavy metastable dark matter, would not show cutoff



36

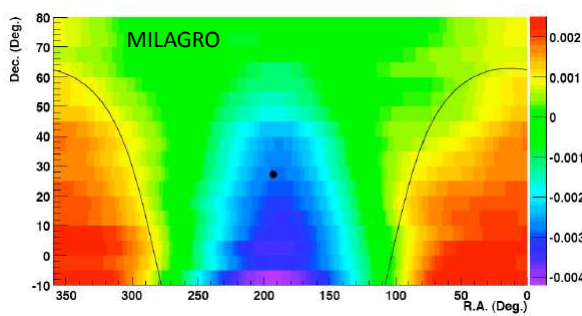
COMBINED CR ENERGY SPECTRUM



Energy scales adjusted based on pair-production dip just below 10^{19} eV.
Taken from Nagano (2009)

37

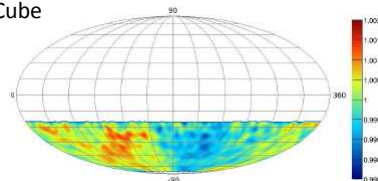
COSMIC RAY ANISOTROPY: DIPOLE



Consistently observed
by many experiments.

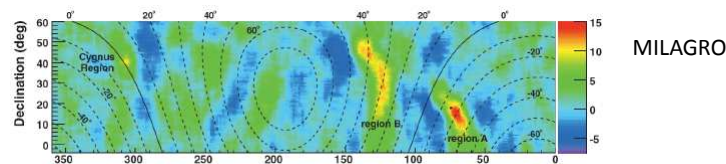
Probably caused by
Sun's orbital motion

IceCube



38

COSMIC RAY ANISOTROPY

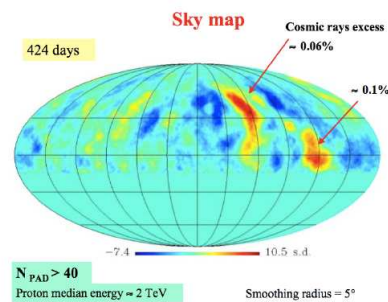


Small-scale anisotropy

Local source?

Magnetic field effect?

Heliotail?



S. Vernetto for ARGO-YBJ Collaboration RICAP 2009

39

DETECTION OF UHE GAMMAS AND CRs: SUMMARY

- UHE astroparticles are easier to detect from the ground than from space
 - large detectors covering large effective areas are not easy to put into orbit
- Cherenkov, fluorescence and ground-array technologies all well established
 - each technique has advantages and disadvantages
 - “hybrid” detectors using multiple techniques are effective
- Multiwavelength studies of interesting objects provide increasingly good constraints on models
 - relevant for TeV γ -rays, not for CRs because of lack of directionality

40