



# Young Person's Guide to University



Year 8 - 11



**WARWICK**  
THE UNIVERSITY OF WARWICK

Thinking About  
University...?

# Introduction

Whether you've only just started Year 8 or you're already in Year 11, it's never too early to start planning for your future. You have the chance to experiment with different options and construct a career path that makes the most of your skills and interests. It's important that you start thinking about these choices now in order to give yourself the best chances later on. This guide is for you to read, keep and use to make the most out of the next few years by starting to prepare for your future.



Key:



Did you know



Quiz Questions



Fun facts

# Contents

Introduction	2
Jargon Buster	4
Why University?	6
Alternative Routes to University	8
Making GCSE Choices	9
Making Choices After Year 11	10
Try It and See	11
Coming Out of Your Comfort Zone - Activity	12
Record Your Experiences	13
What is University Like?	14
Where Can You Go to University?	16
Choosing Your University	17
Guide to Courses at University	18
What Else is University About?	20
Applying	21
Create Your Own Timeline	22
All About the Money	24
How Much Do You Cost?	25
Jobs	26
5 Top Tips	29
Helpful Websites	30
Next Steps	31

**Quiz:** Look out for the quiz questions in coloured boxes at the bottom of some pages. There are 10 questions in total and each answer will give you a letter spelling out a word. See if you can get them all!





**Jargon**

**Buster**



Throughout this guide we use language and phrases which may be new to you. Below we have explained some of the most common terms.

**A**

**Academic** A leading expert in their area of study. They are employed by the University to teach students or to conduct research. You may also hear them referred to as lecturers.

**B**

**BTEC** Stands for the Business and Technology Education Council. This is a vocational qualification, which means students get a more hands-on approach to learning.

**C**

**Conditional Offer** An offer made to a student by a university or college that promises them a place on a course, as long as the student fulfils certain criteria (normally this is achieving certain results). These criteria are called entry requirements (see below).

**D**

**Degree** A university qualification awarded after successfully completing and passing your Undergraduate or Postgraduate course. For more about degrees see page 18.

**E**

**Entry Requirements** Conditions set by a university to see whether you are suitable for a course. They may be certain grades from school/college, examples of work experience or completing a separate admissions test.

**G**

**Graduate** Someone who has successfully completed their degree.

**H**

**HE** Short for Higher Education. It refers to places that offer education at a higher level than Key Stage 5.





<b>M</b>	
<b>Module</b>	A short course taken as part of your degree programme. Some are compulsory (you have to do them) and others you can pick to focus on your interests. A degree is made up of lots of these short courses which are each marked. These marks are combined to give you your final grade.
<b>P</b>	
<b>Personal statement</b>	A short piece of writing where you describe why you want to study your subject and showcase your enthusiasm for and knowledge of that subject. The personal statement forms a large part of your university application. See page 21 for more information.
<b>Postgraduate</b>	Someone who has already completed their first degree and has progressed onto a more advanced course at university. Postgraduate degrees are called 'Master's' or 'Doctorate' degrees depending on the level of study and how many years students have completed.
<b>Prospectus</b>	A printed or online brochure produced by a university or college to advertise themselves and their courses to encourage students to apply. You can order or download them for free from university websites.
<b>R</b>	
<b>Russell Group</b>	The Russell Group is a collection of 24 UK universities who focus on creating new knowledge and ideas called research. You may also hear this used to describe universities with high entry requirements and a good reputation. <a href="http://www.russellgroup.ac.uk/informed-choices">www.russellgroup.ac.uk/informed-choices</a>
<b>U</b>	
<b>UCAS</b>	Short for Universities and Colleges Admission Service. It is the organisation that handles most applications for undergraduate courses in the UK. Access their website on: <a href="http://www.ucas.com">www.ucas.com</a>
<b>Unconditional Offer</b>	An offer made to a student by a university or college which gives them a place. Normally these are given to students who have already completed their A-levels (or other qualifications) so have already met the entry requirements.
<b>Undergraduate</b>	Someone studying toward their first degree, which normally takes 3 or 4 years.



## Why University?



**It's really important to put yourself at the heart of your decision making when it comes to choosing your GCSEs, A Levels or equivalents; there can be so much to think about and the information about your choices can be confusing.**

**You may be thinking, why do I need to think about university now?**

People choose to go to university for many different reasons. These could be: to study a subject they are passionate about, to improve their job prospects, to meet new people and/or to gain independence. Or all of the above!

It may be that for some careers you will need to have a degree in a specific subject, and for others a good degree will be enough.

**Did you know that to be a vet you will need a degree in Veterinary Studies?**

It may be that you don't know what career you want, but taking a degree in a subject that you enjoy has many advantages.

**Did you know that, over a lifetime, on average women with a degree will earn £252,000 and men with a degree will earn £167,000 more than someone who has 2 A Levels.**

**Use this booklet as a mini 'tool kit' and guide to get you thinking about your own options and choices. It is very important to make the correct decisions for you at both GCSE and A Level (or equivalent) so that you don't limit the opportunities or options available after you turn 18.**

After Year 13 (or equivalent) there are many options open to you, whether that's university, a job or an apprenticeship. It is vital that you consider your options by seeking advice and information well before your deadlines; your choices can impact what you can go on to do after school or college and into employment. So don't limit your options by not finding out more earlier on.

**Did you know that you don't have to go to university when you are 18? There is no age limit and you can go back in to education at any time.**

## Timeline

### Year 10: Deciding your next steps

You are in the middle of Key Stage 4, but you need to think about what you want to do next. See our advice section on page 10.

### Year 11: What about an apprenticeship?

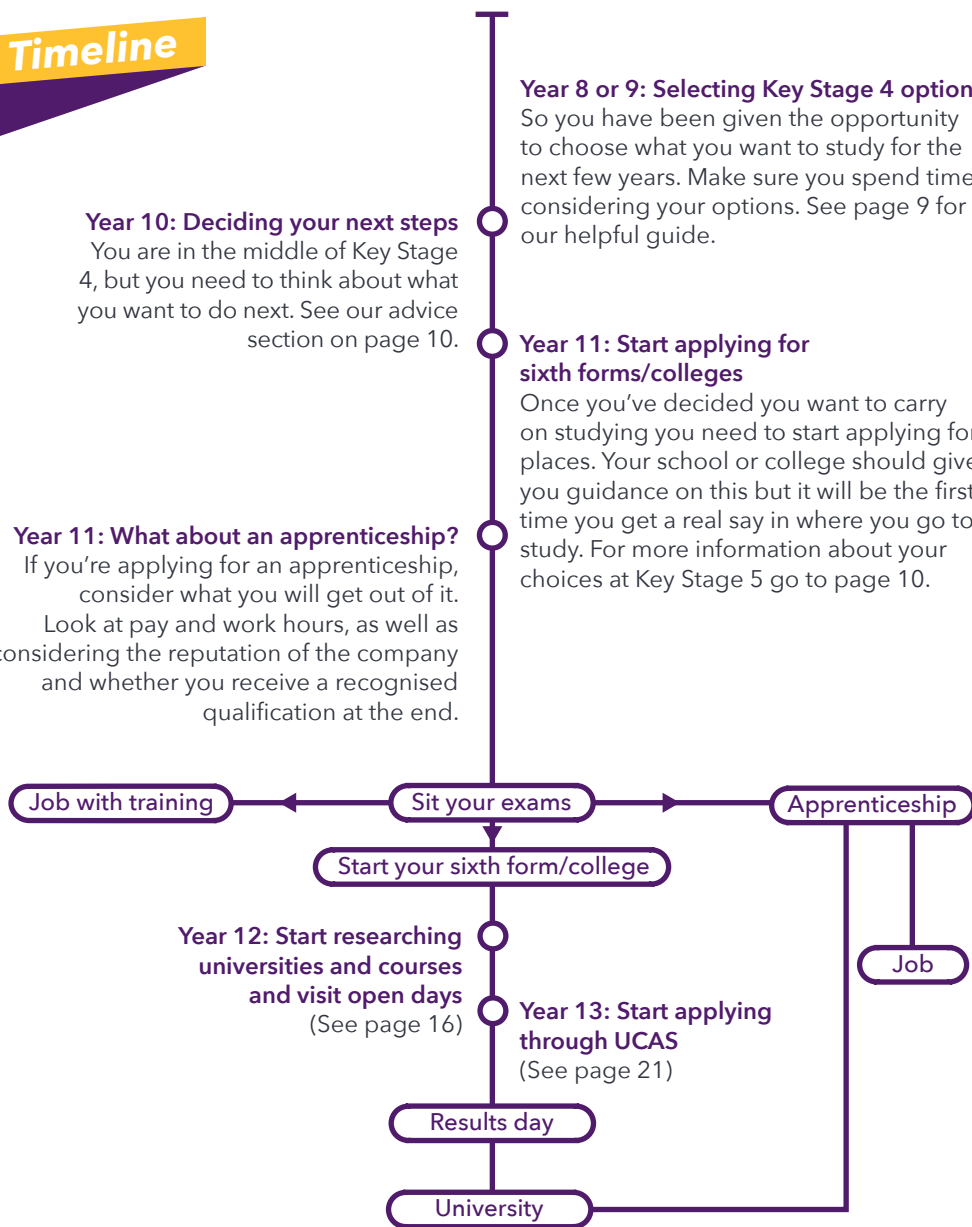
If you're applying for an apprenticeship, consider what you will get out of it. Look at pay and work hours, as well as considering the reputation of the company and whether you receive a recognised qualification at the end.

### Year 8 or 9: Selecting Key Stage 4 options

So you have been given the opportunity to choose what you want to study for the next few years. Make sure you spend time considering your options. See page 9 for our helpful guide.

### Year 11: Start applying for sixth forms/colleges

Once you've decided you want to carry on studying you need to start applying for places. Your school or college should give you guidance on this but it will be the first time you get a real say in where you go to study. For more information about your choices at Key Stage 5 go to page 10.



**Quiz:** Which university has the most students?


- A)** University of Nottingham    **U)** University of Manchester  
**T)** University of Bristol    **S)** University of Warwick





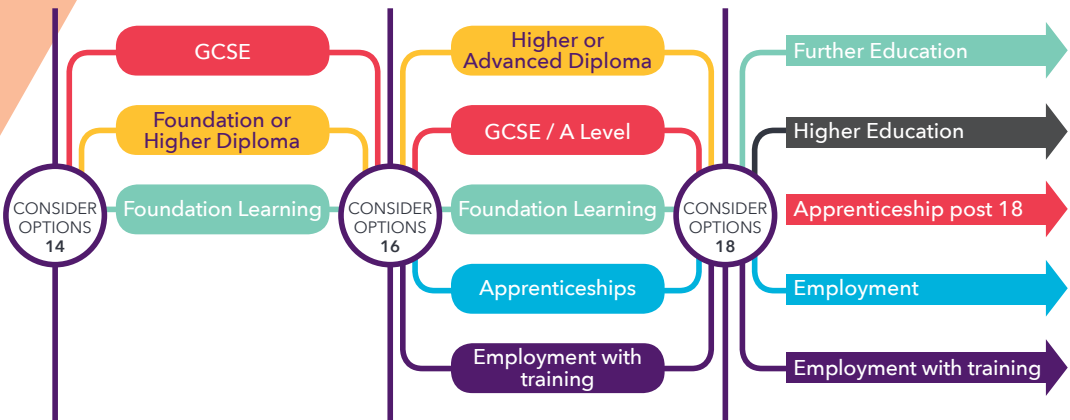


# Alternative Routes to University



The most traditional route to university is to sit your GCSE exams and then take A Levels, but there are other alternative routes. This publication will mostly focus on GCSE and A Level choices however below is The National Qualification Framework (a table comparing different qualifications in the UK) so you can see some of the alternative routes you could take. ALWAYS check with an advisor and individual universities if you wish to take an alternative route to make sure you are not limiting your options.

[www.dcsf.gov.uk/14-19](http://www.dcsf.gov.uk/14-19)



Functional Skills and Personal, Learning and Thinking Skills

There are, of course, many other options after you turn 18, including a gap year and volunteering.



## Making Choices for GCSE

GCSEs are important because they determine what you'll be able to study at A Level. Check with your local schools and sixth form colleges about what entry requirements you would need at GCSE to study their A Level courses.

- ▶ **English, Maths and Science** - You have to take English, Maths and Science. Even if you're not intending to go onto A Levels or university, good GCSEs in these subjects are often a requirement for jobs.
- ▶ **Triple Science** - If you want to study Biology, Chemistry or Physics at A Level you will probably need to take Triple Science (or the highest science you can) at GCSE.
- ▶ **Modern Foreign Languages** - In order to take a language at A Level you will need to take it at GCSE or have an equivalent level of experience (i.e. a native speaker).

▶ **English Baccalaureate** - If you don't know what to study you could follow the English Baccalaureate model which is thought to be a pathway that leaves open the greatest number of options to you. This means studying for GCSEs in English, Maths, Double Science, History or Geography and a Modern or Ancient language.

▶ **Drama, Music and other arts subjects** - It's important you take subjects you enjoy, especially if you think you're more likely to achieve higher grades. As long as you have a good mix of subjects, don't be put off taking something you really enjoy.

▶ **Make sure you choose a good mix of subjects.**

**Ask Yourself:** How much does this subject interest me? How good do I think I am at this subject? Will I enjoy studying it in greater depth?

**Quiz:** What is a degree?

- N)** A qualification      **E)** A chart of your job prospects  
**F)** A way of communication      **S)** A first year student



## Making Choices After Year 11



95% of universities and colleges accept BTEC qualifications, but to give yourself the most options consider combining BTECs with A Level subjects.

**Essential subjects: it is important to remember that some university courses require specific subjects at A Level.**

- ▶ **Sciences and Medicine** - As a general rule, the best combination of subjects at A Level are Biology, Chemistry and an alternative such as Maths. However check on UCAS (see page 21 for further details) as requirements for these courses can be very strict.
- ▶ **Maths, Economics, Engineering, Physics, Computer Science** - All these courses require Mathematics (Maths is also recommended for Business Studies). To study Maths at degree level you may need to have taken Further Maths at A Level. Some courses also require you to have studied Physics.
- ▶ **English** - It is important to study the relevant English subject for your degree course. So if you want to study English Literature then an A Level in English Literature is the best option. If you want to study an English Language course

then take English Language. You can sometimes take combined English Literature and Language A Levels, make sure to check that they are accepted for the particular course you want to study.

- ▶ A lot of **humanities and arts subjects** don't have any compulsory subjects; those that do tend to require the subject you want to study, for example a History A Level for a History degree.
- ▶ **Languages** - You will need to take an A Level in a modern language if you want to study it at university, it is important to check individual course requirements to make sure you pick the right subjects.

**Enabling subjects: Certain A Levels will keep your options open and allow you to choose from the widest range of courses. You might hear these called 'enabling' or 'facilitating' subjects. They are:**

Biology, History, Geography, a Modern or Ancient Language, Chemistry, Maths, Physics and English Literature

**Check for any subjects your desired course or university will not accept at A Level. Some courses (such as Medicine, Law and Maths) may require you to take extra entrance exams, but this differs by university.**

### Did you know?

Consider taking an Extended Project Qualification (EPQ) if your school offers it. This is a piece of independent work which gives you experience of how students work at university level. It will be a great addition to your personal statement (see page 21).



## Try It and See



So you think you might want to go to university, but how can you be sure? Well, there are lots of things you can do to find out. Make sure you keep a record of everything you do (See **page 13** for more advice on documenting your experiences or look on **page 21** to find out why this is so important!)

### Four things to do to make the most of your school holidays:

**1. Study** - Use the holidays to get ahead on your school work or to learn about something completely new.

**2. Work experience and volunteering** - You might be a little young to take on paid work but you can ask local businesses if they're happy for you to volunteer with them for a few days or even a few weeks. There are also many charities who are always looking for help. Look on [www.do-it.org](http://www.do-it.org) for vacancies.

**3. Meet new people** - Whether you go to university or into a job, you'll have to meet and interact with new people. See if you can take part in anything with people outside your friendship group.

**4. Travel** - If you have the opportunity to travel then remember to try to experience local cultures and practice the language while you're there. It will make for a great experience that you can talk about in interviews for jobs and university.

### Online Courses:

Online courses are a great way to learn more about a specialist subject. In particular you should look for MOOCs (Massive Open Online Courses). These are courses, run by universities, which are free and only require a small amount of commitment so they do not obstruct your school work.

### Activities at Universities:

Summer schools can help you to get experiences of university and a real taste of what it's like. Often residential (meaning you stay overnight), universities such as Warwick have summer schools which you can apply to attend. Alternatively you might look into attending University Taster Days, Academic Masterclasses and Open Days as these will give you an idea of what the university and subjects are like, as well as the chance to meet new people.

You might be lucky enough to be involved in university-led activities with your school. Pay attention, make the most of them and ask lots of questions. If you don't have these opportunities ask your teachers what their university experience was like.

**Quiz:** How many students travel abroad to study every year?

**C)** 1, 435    **W)** 5, 065    **S)** 10, 556    **I)** 28,640

# Coming Out of Your Comfort Zone - Activity

20  
Ca



Finding the confidence to do new things can be hard. It requires doing something completely new with entirely new people: we call this 'coming out of your comfort zone'. But don't worry - EVERYONE feels anxious and nervous about doing new things!

The trick is that after you try something new, you should spend time reflecting on what you learnt and how you overcame those feelings. Across the page is a workbook for you to complete every time you do something new. This will be a good record for yourself of the things you've done and be a good place to store information that will be invaluable when it comes to writing your personal statement or CV.



# Record Your Experiences

Event

Date

Where

Brief description

How did you feel before you went? (Nervous? Excited?)

How did you feel afterwards?

What caused this change in attitude?

**Reflect on the experiences:**

What skills have you learnt? What did you enjoy? What didn't you enjoy?

What one thing will you take away from this event?

Has it changed your mind about university or career plans?

If yes, how? If no, why not?

**Quiz:** What percentage of employers request a particular degree?

V) 20%   S) 60%   P) 80%   G) 10%



# What is University Like?



## Lectures and Seminars

University students are taught in lectures. A lecture is a formal educational talk given by a subject specialist to a group of students who listen and take notes. Lectures can be attended by hundreds of students at once.

A seminar is another form of teaching at university. Small groups give presentations and hold discussions, often based around the lectures they have attended. It is a more informal way of teaching and acts as an opportunity for students to share their ideas.

There are many different types of teaching methods used in universities, lectures and seminars are just the most common. You will also be expected to do a lot of independent study during your degree.



## Students' Union

The SU (or Students' Union) is the central hub of student activity. There will always be loads going on at your university.



## Research

Universities aren't just about teaching students. They also carry out vital research which contributes to the academic and real world. Students are often encouraged to do research themselves, for example Engineering students at Warwick recently designed and built a satellite that went to the International Space Station.



## Clubs and Societies

Joining clubs and societies is a major part of university life. These are where you'll meet people with similar interests and hobbies to you.

At Warwick you can join a wide range of clubs and societies: sports, politics, subject-based, student media, belly dancing, food societies – we even have a Quidditch Society!



### Transport Connections

When considering your university you might want to consider how easy it is to travel around and how long it will take you to get back home. See page 17 for what to consider when choosing a city or a campus university.



### Support

Universities are also there to support students who might find these changes challenging. They can help and give advice on money and finances, mental health support, finding accommodation and academic support.



### The Library

University libraries contain thousands of books that are available for students to use, as well as other resources like IT and journal articles (where the most up-to-date academic ideas and theories are published). University libraries often have flexible working spaces so you can study quietly or work with a group.



### Subject Specifics

Students of different subjects will have different resources open to them. Courses at university can vary considerably depending on the subject and where you study. Some courses will have lots of lectures and seminars (called "contact time"), whereas other courses will only have a few hours a week but might have more self study time. Most courses will also include some sort of practical element. In a science subject, this is likely to be undertaking experiments in a laboratory, whereas for History it will more likely be trips to visit places of interest. Decide what you want out of your course and then research each university to see what they offer. See page 18 for more on choosing your course.



### Student Accommodation

Students can live in all sorts of places, but the most common is in halls of residence (housing blocks where students live together. You normally get your own bedroom and share a kitchen with others). Living in halls is a great way to make friends and start learning how to live independently.

**Quiz:** How many international students study in the UK?

**U)** 105, 061    **P)** 234, 692    **E)** 435,495    **R)** 500,000

# Where Can You Go to University?

**Did you know?** The University of Oxford is the oldest university in the UK. Teaching has been taking place there since 1096.



• University Locations



There are over 350 HE institutions in the UK, 162 of which are universities. Visit [www.unifo.co.uk](http://www.unifo.co.uk) for an interactive version of this map



## Choosing

## Your

## University

When thinking about choosing your university it's important to think about you and what you like. Where would you be happiest?

Living away from home can mean greater independence, however some students also prefer to stay closer to home or even at home.

The biggest deciding factor will be whether your course is offered at that institution. Remember, not all of them offer the same subjects.

Would you like to study by the sea? In a city? Or somewhere with lots of green spaces?

### Campus

e.g. Warwick

Choosing a campus university means that everything will be contained within a small area. This may make it easy to orientate yourself and utilise the campus facilities. It also creates a strong sense of a student community on campus. However, look at how easy it is to connect to the shops, the nearest city and the train station.

VS

### City

e.g. Coventry

Living in a city university means that there can be less of a sense of a student community. However, it makes for a more accessible day to day life. It will give you a greater option of places to eat and socialise, as well as making it easier to get involved in the local community, access a wider range of clubs and societies and travel.

VS

### Living on campus

Living in student accommodation will be something completely new. Here one student tells us what it was like for them:

*"At first I was really nervous about moving away from home, but living on campus turned out to be so much fun. Living with other students meant it was really easy to make friends and the central location of the accommodation meant it was easy to attend social events held by the Students Union. Living in student accommodation is a good induction in moving away from home and helps you to adjust to being at university."*

Philip, 19

### Living at home

With the increasing costs of going to university many consider studying locally and staying at home. Here one student tells us their experiences of doing just that:

*"The course I was studying involved a lot of independent study and (as I wasn't sure if living in student accommodation was right for me) I made the decision to live at home and commute into university. At first it was difficult but I still made some great friends and saved money in the process!"*

Hannah, 20

# Guide to Courses at University



There are around 37,000 undergraduate courses you can study in the UK so choosing the right one is a difficult task! Here is some of the jargon you need to know about university courses.

## Qualification

**Foundation degree** - A course intended to give a basic knowledge of a particular subject area. This may be lacking because a student didn't do A Levels, changed their mind about what they wanted to study and didn't have the correct qualifications, or are returning to study after a long break.

**Diploma** - A diploma of Higher Education is a qualification awarded below a degree- level.

**Bachelor's degree** - The name for a standard 3-year undergraduate degree. The most common are a BA (Bachelor of Arts) and BSc (Bachelor of Science). Bachelor's degrees can be awarded with or without 'Honours' depending on how many modules of your course you successfully complete.



**Single subject degree** - This degree is the most common and focuses on just one subject area e.g. Maths or History.

**Joint or Combined degree** - This degree is a mixture of subjects that normally complement each other. If a degree course uses the word "and" (e.g. Politics and Economics) it normally means the course is a 50/50 split between each subject. If it uses "with" (e.g. English with American Studies) it normally means that most of the course will focus on the first subject and less time will be spent on the second. However, each course is different so check the course content thoroughly.

## Ways to Study

## Full time

## Part time

**It's never too late to study!** A mature student is a student who is above the age of 21 years (in England, Wales and Northern Ireland). Read about Paul's journey as a mature student on [page 21](#).

## Characteristics

### Sandwich course

A course where you spend periods of time away from your academic study; either studying or working abroad or in an industry placement in the UK.

### Study abroad



### Placement in industry

An extended period of work experience during your degree.



## More on University Courses

You can study a wide range of options at university, including things you might never have considered. Here are some of the most unusual degrees currently on offer:

- 1. Ethical Hacking**, University of Abertay Dundee - Provides students with knowledge of how illegal attacks can be performed and, therefore, how they can be stopped.
- 2. Applied Golf Management**, University of Birmingham - Requiring a professional handicap; this course looks at the theoretical side of golf management alongside vocational placements.
- 3. Puppetry**, Royal Central School of Speech and Drama - Opportunity to design, make and perform with puppets.
- 4. Adventure Education**, University of Chichester - Focusing on the theory and practical skills within the adventure industry.
- 5. Equestrian Psychology**, Nottingham Trent University - Exploring the psychology of horses and, in particular, the human-horse relationship.

### Things to consider when choosing your course:

1. Course content
2. Contact time
3. Whether it is practical or lecture based
4. Balance of exams and coursework
5. Industry experience like a sandwich course

To find out more, see our useful websites on page 30.

But what if I make the wrong decision?

*"I always wanted to study History at university. At first I really enjoyed my course but soon I realised it focused too much on things I wasn't interested in, so I decided I wanted a change. I came across History of Art and sent a request to the department to transfer and, after an interview, I was offered a place. The following year I started my new course and repeated my first year of university. It was difficult to make new friends but I am glad I changed because now I am doing something I love."*

Lottie, 21

**Quiz:** How many HE institutions are there in the UK?  
V) 160   X) 760   S) 184   R) Over 350

# What Else is University About?



## Interesting subjects


- ▶ Something you love
- ▶ Always the opportunity to learn more
- ▶ Translating your study into the real world

## Employment

- ▶ Part-time job
- ▶ Work placements
- ▶ Gaining industry contacts
- ▶ Career advice
- ▶ Volunteering

## Independence

- ▶ Living away from home
- ▶ Learning to manage yourself
- ▶ Independent learning



## Travel

- ▶ Work abroad
- ▶ Study abroad
- ▶ Make international friends
- ▶ 28,640 UK students are spending more than 3 months studying abroad
- ▶ 435,495 international students are currently studying in the UK



## Experience

- ▶ Meet people from all over the world
- ▶ Societies and clubs

## More skills

- ▶ Learn new skills
- ▶ Learn languages
- ▶ Take workshops on IT systems, interview skills etc.



*"University has allowed me to meet people from different cultures; learn how to live in shared facilities and independently. Prior to university I worried about moving away from home, but I have always been provided with help and support when I needed it. This year I was able to get involved with loads of societies which has improved my skill set too!"*

Tam, 19



## Applying



**You don't need to worry about applying for university until Year 12 but it is good to start gathering and documenting the necessary experiences and skills now. Use the activity on page 13 to help you.**

### Personal Statements

Being able to describe yourself is an important skill no matter what you choose to do; it is vital for your CV, job applications and in interviews. If you apply for university you also have to submit a 'Personal Statement' where you have the chance to explain why you would make an excellent student on your chosen course. Being able to describe yourself and your experiences effectively and efficiently is an invaluable skill you can start developing now.

Try answering each of the following questions; remember to justify and explain each of your answers whilst also keeping them short and concise.

1. What is your greatest achievement?
2. What are your goals for the future?
3. How would your friends describe you?
4. Describe the hobbies or clubs you enjoy and why you are a part of them?
5. What is the best activity you have ever done and why?

**Have you ever had to describe yourself to someone?**

**Try explaining who you are to someone new in 30 seconds.**

### An application consists of:

- ▶ Your personal details
- ▶ The details of the universities and courses you are applying for
- ▶ Your education history
- ▶ Any employment you have had
- ▶ A Personal Statement
- ▶ A reference (a mini-report) from your teacher

### Application form

When it comes to applying to university all of the application process is done online, on the UCAS website ([www.ucas.ac.uk](http://www.ucas.ac.uk)). The information required is very similar to most job applications.

*You don't have to go to university straight away!*

*"I was 25 when I decided I wanted to study a course at university part-time alongside my job. As I didn't start university at 18 I thought I might be out of place considering my age - I couldn't have been more wrong! I have learnt and developed so much from my time studying: not only have I established a better understanding of my subject, but I have gained skills that I use daily in the work place"*

**Paul, 27**

# Create Your Own Timeline



The best way to ensure you're always making informed choices is to make sure you're planning ahead.

Now you have read the advice on the next steps, create your own plan of how you intend to reach your goal. If you want to look at our timetable again,

head to page 7. Start by filling in your goal and where you are now, then work backwards to help you figure out your next steps.

What has influenced your decision to select that particular goal?

Where are you now?

Year:

Year:

Year:

What have you already done to work towards your goal?

What is your next step?

How will you develop?

What is your final step?

What is your goal?



**Quiz:** How many undergraduate courses are there?  
R) 37   X) 370   S) 37,000   V) 370,000



## All About the Money

Remember: At most universities there will be a student funding advisor team. If you run into trouble with your finances, or just need some advice, they are there to help you.

At university, you'll have two main costs:

### TUITION FEES

The tuition fee is a charge for your course at university, as well as giving you access to university buildings such as the library and computer rooms.

### LIVING COSTS

Your living costs are all the things you need to pay for day-to-day, such as rent, food, bills, travel, books and study equipment.

### Paying for university

If you are studying at university for the first time, you should be able to access student finance so you won't have to pay anything straight away.

### Student loans

Student loans are provided by the government to help towards your tuition fees and living costs. The amount of loan you are able to receive will depend on how much your family earns, where you live and what you study.

For more information on Student Finance, visit

[www.gov.uk/studentfinance](http://www.gov.uk/studentfinance)

### Scholarships and bursaries


Scholarships and bursaries are offered by lots of different types of organisations. If you are eligible for scholarships or bursaries, you won't have to pay them back. Some are cash payments whilst others contribute towards your tuition fees.

### Part-time job

Earning while you learn is a good way to gain experience for your CV as well as providing much needed funds. Universities are large employers and there will be job opportunities aimed specifically at students.



# How Much Do You Cost?



Below you can work out how much it costs to look after you every month. This will help you gain a perspective of costs so you can better understand conversations about finance in the future. These are vital skills no matter what you end up doing.

## The grown up stuff!

Firstly talk to your parent/guardian and ask them for the rough costs of all these things! Try to get a monthly cost (if they only know the costs yearly then just  $\div 12$ ). Also remember that this is a cost for the WHOLE house so make sure once you have your monthly figure you  $\div$  by the number of people who live with you!

e.g. Our rent costs: £9,600 a year  $\div 12 =$  £800 a month.

I just live with my mum, so  $\pounds 800 \div 2 =$  £400

So I would put £400 in the box

Rent or mortgage

Utility bills (water, electricity, gas)

Food

Household items (toiletries etc)

Transport (bus or petrol)

TV licence

Internet

Total

## The fun stuff!

Now it is your turn to work out how much is spent on your everyday living. You might buy this with your pocket money, you might not have these costs or your parent/guardian might cover them, but have a guess at how much money you spend on these things.

Mobile phone

Clothes

Study costs (books etc)

Socialising (clubs and activities)

Entertainment (music, TV subscriptions)

Other

Total

Once you have your monthly cost for this section add the two totals together and you will know how much it costs for you to live every month! It's worth knowing this figure when it comes to making decisions in the future, such as when you are applying for Student Finance.

Total cost per month

**Quiz:** How much more does the government estimate that you will earn as a graduate over your lifetime than a non-graduate?

**C)** £250,000    **F)** £100,000    **I)** £115,000    **H)** £500,000

## Jobs



### Did you know?

Having a degree will mean you can apply to enter a "fast track" course for some professions such as the police, the Army and the Civil Service.

Jobs are a really important part of the decision-making process. Ever since you were little you've probably had a dream job, although it's likely to have changed over time. Alternatively, you might have no idea what you want to do. Either way, it is important to keep potential future careers in mind when making any decisions. Going to university can significantly increase your job prospects. In fact, university graduates can expect to earn **£115,000 more\*** over a lifetime than those with two A levels. Think outside the box, could your desired career be improved by attending university?

\*University degrees: impact on lifecycle of earnings" (2013), Department for Business, Innovation and Skills

The average salary for a hairdresser is £14,000 a year

The average salary for a business owner is £33,069 a year.

Want to be a hairdresser?

Business degree

Now you're able to run your own salon

Want to be a footballer?

International football business degree

Now you can be part of the management team

Want to be a doctor?

Degree in Medicine

This profession requires a degree

The starting (training) salary for a doctor is £22,636. The top salary is £101,451

The starting salary for a soldier is £17,945 a year and can rise to £27,053. Entering the Army as an Officer or graduate soldier the starting salary is £25,472 a year and can rise to £102,172!

80% of employers don't mind what degree you study



60% of the best jobs in the next ten years haven't been invented yet.

The world we live in is rapidly changing and in the next 10 to 20 years it is likely that our jobs, and the way we work, will have drastically altered. New job markets will be created and job titles that do not even exist now could be mainstream professions. You are much less likely to stay in one profession your entire life; instead you will probably move around and create a collection of micro-careers.

It is impossible to predict what the jobs of the future will be and that's why it's even more crucial that you study something you enjoy and try to be as flexible as possible when learning new skills.

#### Examples of potential future careers:

- Nano-medic- Doctors of the future will more likely spend time monitoring you so they can prevent you from becoming sick
- Virtual architect- Creating a computer-generated reality that can overlay the real world
- Time broker- Handles time banked by customers in lieu of money
- Digital data disposal - Manages online content

**Quiz:** Which is the UK's oldest university?

- O)** University of St. Andrews      **T)** University of Oxford  
**A)** University of Edinburgh      **E)** University of Cambridge





We asked current university students what advice they would give to their 13- year-old self about going to university.

"University is what YOU make of it"

"You don't need to worry if you will be accepted or if you will fit in - you will!"

"You will meet like-minded people and make friends for life"

"I want to tell you that money will not be an issue"

"You will be much more sensible than your parents tell you"

"Take all the opportunities that are offered to you"

"There is a course out there for you"

"Study a subject where you will learn something fascinating every day"

"You have to enjoy what you're doing to succeed"

"Make sure you pick a university that YOU like and makes YOU feel at home, you're the one that is going to spend the next three years there"

"Lastly I would say, enjoy yourself every step of the way!"





## 5 Top Tips

### **Remember how important the right education options are to your future choices.**

Make sure you research whether your university course has any compulsory subjects and work back from there. If you don't know what you want to do, then make sure your options are balanced and not too limiting.

### **Think about your career...**

...but if you don't know what job you want to do in the future don't worry! Remember 60% of the best jobs in the next ten years haven't been invented yet. Who knows what you could end up doing? Focus on doing the things you love and eventually you'll find the perfect job for you!

### **Choose your course carefully.**

Make sure it's something you love and you want to learn more about. You have to study it for the next 3-4 years so you need to be interested enough to get out of bed every morning.

### **The sooner you research universities the better.**

Look on individual university websites as well as more general sites like UCAS. This will give you information on courses and entry requirements, as well as giving you a feel for the university as a whole.

### **There are hundreds of HE institutions to attend, make sure you chose the one that's right for YOU.**

Don't let anyone else influence your decision. It's you who will have to live there. Whether you chose to live at home or on campus, make sure it's YOUR choice.



## Helpful Websites



### Other university guides for young people

- [www.warwick.ac.uk/study/outreach/thinkinguni](http://www.warwick.ac.uk/study/outreach/thinkinguni)
- [www.russellgroup.ac.uk/informed-choices](http://www.russellgroup.ac.uk/informed-choices)
- [www.university.which.co.uk/advice/gcse-choices-university](http://www.university.which.co.uk/advice/gcse-choices-university)
- [www.university.which.co.uk/advice/a-level-choices](http://www.university.which.co.uk/advice/a-level-choices)
- [www.skills4uni.bham.ac.uk](http://www.skills4uni.bham.ac.uk)
- [www.brightknowledge.org/](http://www.brightknowledge.org/)



### Choosing university courses

- [www.ucas.ac.uk](http://www.ucas.ac.uk)
- [www.opendays.com](http://www.opendays.com)
- [www.university.which.co.uk](http://www.university.which.co.uk)
- [www.bestcourse4me.com](http://www.bestcourse4me.com)



### Alternatives to university

- [www.ucas.com/after-gcse](http://www.ucas.com/after-gcse)
- [www.gov.uk/further-education-skills/apprenticeships](http://www.gov.uk/further-education-skills/apprenticeships)
- [www.notgoingtouni.co.uk](http://www.notgoingtouni.co.uk)



**Good luck!**

**Quiz:** What % of the best jobs will be invented in the next ten years?  
G) 90%    Y) 60%    A) 70%    S) 80%

## Next Steps



**Next steps:** We know choosing what you want to do after GCSEs is a big decision. There's a lot to consider and although it's exciting, it's probably scary as well. We hope this guide has been useful and provided you with the information you need to help you make an informed decision. Visit our Thinking about University webpages for even more information about university life:  
[www2.warwick.ac.uk/study/outreach/thinkinguni](http://www2.warwick.ac.uk/study/outreach/thinkinguni)

Now it's down to you: do the research, visit the appropriate websites and attend Open Days. Do as many activities as you can to make yourself attractive to future employers or university admission teams. We hope you consider going to university but if you decide it's not for you then consider what else you can do to improve your future prospects. Remember to think outside the box and aim high!

**Good luck!**



Hopefully you've managed to answer all of our quiz questions correctly. If you haven't got all the letters, and need some answers, head to [www.warwick.ac.uk/ypguidequiz](http://www.warwick.ac.uk/ypguidequiz)



All Information is correct at time of going to press.  
Any suggested websites are not endorsed by the University of Warwick.  
This guide is for information and guidance purposes only.  
Designed by PO'Sh Creative Ltd. [www.poshcreative.co.uk](http://www.poshcreative.co.uk)  
Special thanks go to Charlotte Adcock and the students at Cardinal Wiseman,  
The Woodlands Academy, Campion School and Community College and  
Sidney Stringer Academy.  
©The University of Warwick, 2016